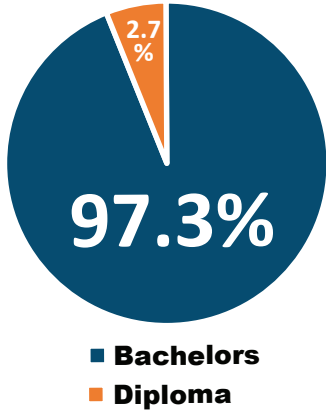


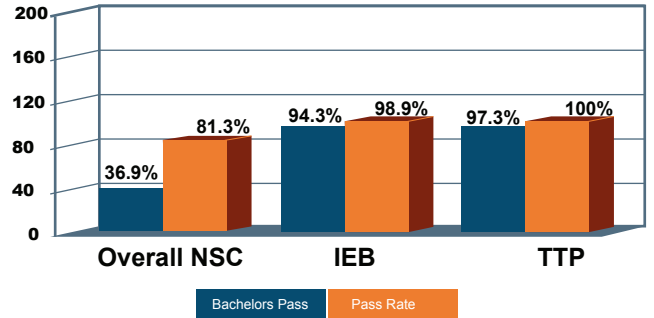
2019 TARGETING TALENT PROGRAMME TRACKING

IN 2019 PASS TYPE



Overall number of distinctions = 637

Pass rate and bachelor admission rates



Access rate (Eligibility for admission to higher education) of the 2019 cohort = **100%**

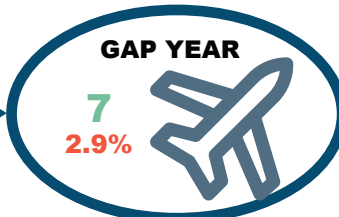

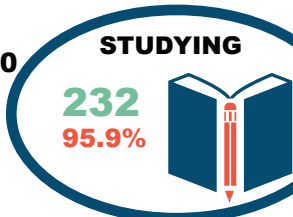
Total number of Alumni in the 2019 Cohort
255

Total number of Alumni tracked in the 2019 Cohort
254

UNTRACKED = 1 REASON:
DUE TO CHANGE IN CONTACT DETAILS







99.6% TRACKING RESPONSE RATE

IN 2020



IN 2020

NUMBER OF TTP STUDENTS AT TOP 5 HIGHER EDUCATION INSTITUTIONS

	78 (35%)
	46 (15%)
	14 (11%)
	12 (9%)
	11 (5%)
	11 (5%)

NUMBER OF STUDENTS PER TOP 5 FIELDS OF STUDY

SCIENCES	56	
COMMERCE	51	
HEALTH SCIENCES	43	
ENGINEERING	35	
HUMANITIES	10	

REASONS FOR TAKING A GAP YEAR

Was not accepted at higher education institution of choice

Financial constraints