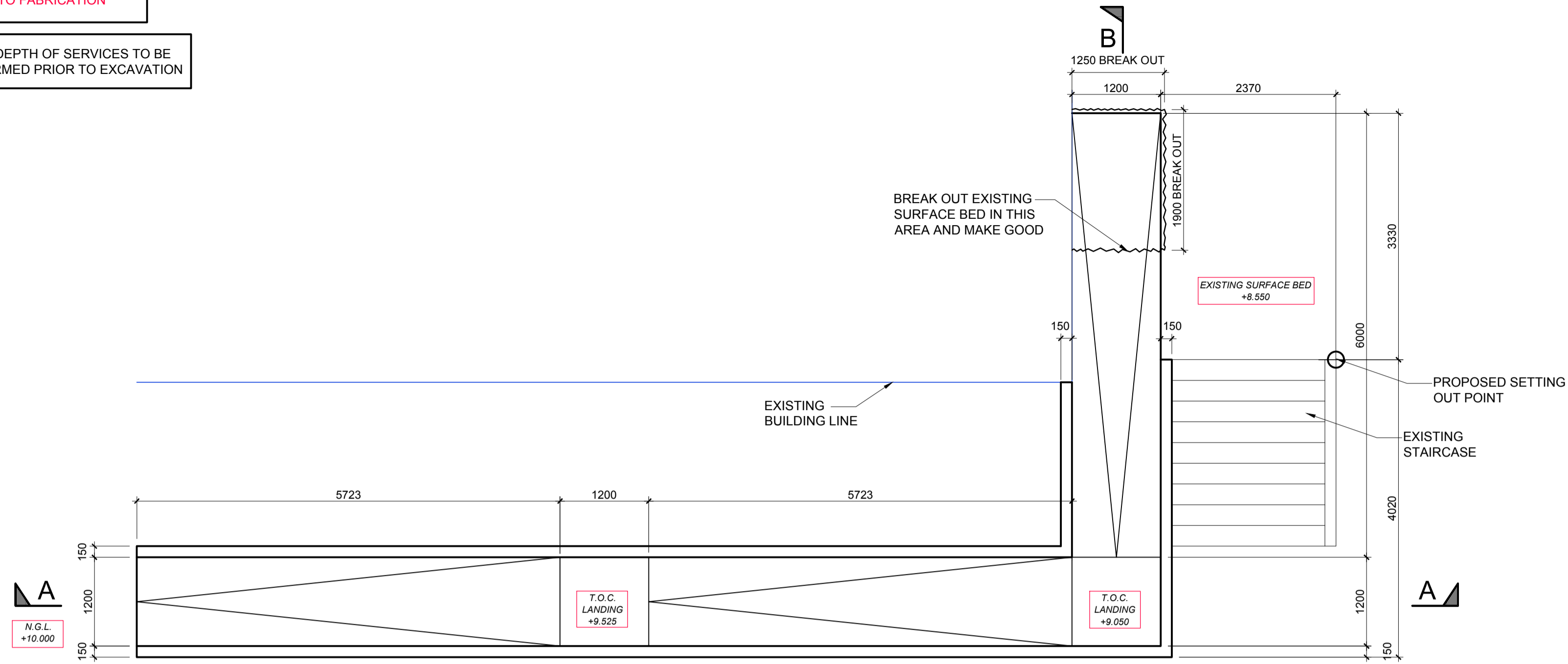


NOTE: ALL DIMENSIONS TO BE CONFIRMED ON SITE PRIOR TO FABRICATION

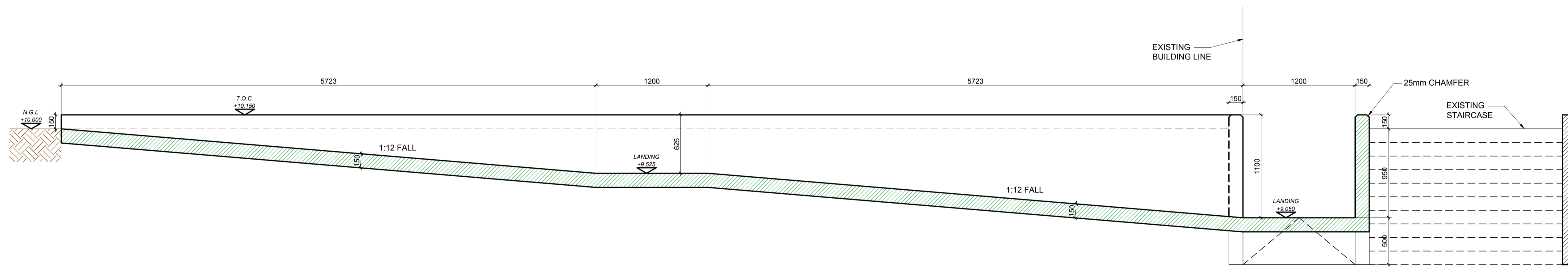
NOTE: DEPTH OF SERVICES TO BE CONFIRMED PRIOR TO EXCAVATION

NOTE: ALL BALUSTRADES TO BE POSITIONED & SPECIFIED BY ARCHITECT

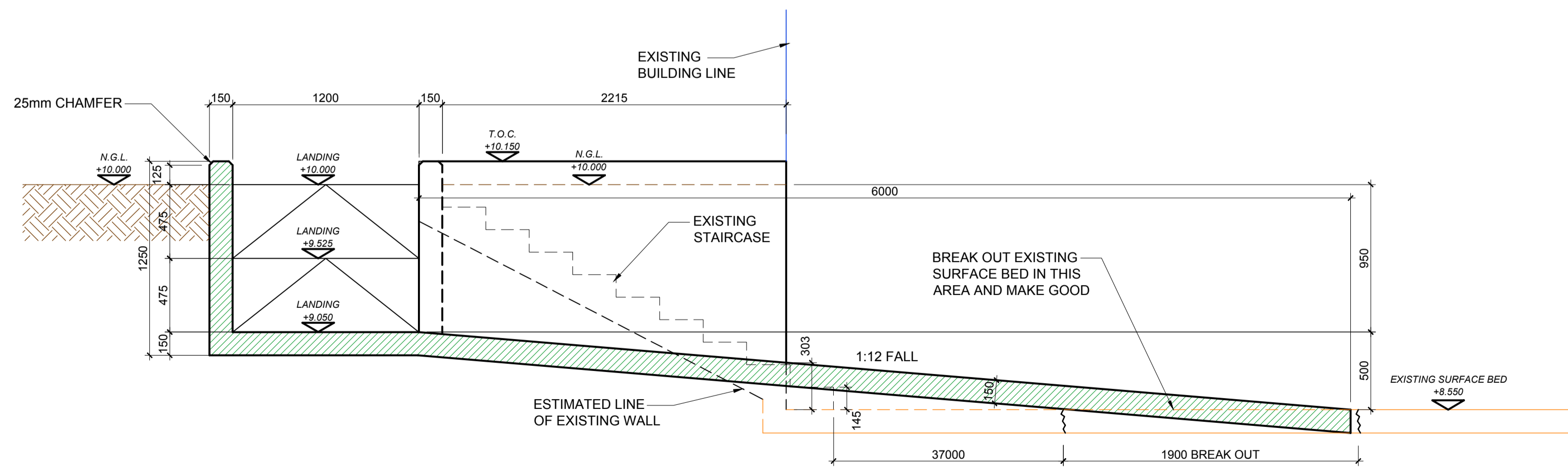
GENERAL NOTES:-



RAMP LAYOUT
SCALE 1 : 50



SECTION A-A
SCALE 1 : 25



SECTION B-B
SCALE 1 : 25

| | | | |
|----|------------|------------|-------|
| 0 | 27/11/2017 | FOR TENDER | PAS |
| No | Date | Revisions | Drawn |

CALIBRE.
Civil and Structural Engineering
011 463 2393 :Tel info@calibrece.co.za 011 463 2347 :Fax

Client
THE UNIVERSITY OF THE WITWATERSRAND.

Architect
26'10 SOUTH ARCHITECTS

Project
HOCKEY STADIUM ADDITIONS

Drawing Title
ABLUTION PARAPLEGIC RAMP

| | Designed | Date | Dwg/Size |
|----------|----------|----------|----------------|
| Designed | R.O. | OCT 2017 | A1 |
| Drawn | P.A.S. | OCT 2017 | Scale AS SHOWN |
| Checked | | | Status |
| Approved | | | T |

988-005- DRG - STR - D - 008

Revision: T

Copyright Reserved