

22 February 2021

Dear First Year B Ed Student,

Welcome to the Wits School of Education. It is important that you familiarise yourself with the information **below** before you register online. There are three aspects that you need to be familiar with before you register:

PART A: Curriculum planning

PART B: ICT Competence

PART C: Conversational Competence in a Black African language (including SA Sign Language)

## **PART A: CURRICULUM PLANNING**

By now you should know which programme you have been accepted for (Foundation, Intermediate or Senior/FET Phase). The table below shows you which videos you need to watch based on your phase. The videos will provide you with the information you need to register correctly.

Foundation Phase Students	Intermediate Phase Students	Senior and FET Phase Students
Welcome by Prof Lee Rusznyak	Welcome by Prof Lee Rusznyak	Welcome by Prof Lee Rusznyak
The B Ed degree: its structure and courses	The B Ed degree: its structure and courses	The B Ed degree: its structure and courses
Foundation Phase Curriculum Planning	Intermediate Phase Curriculum Planning	Senior and FET Phase Curriculum Planning
ICT Competence	ICT Competence	ICT Competence

Video	url
Welcome by Prof Lee Rusznyak	<a href="https://youtu.be/STXBGUnFS2I">https://youtu.be/STXBGUnFS2I</a>
The B Ed degree: its structure and courses	<a href="https://youtu.be/xY-pc_026-4">https://youtu.be/xY-pc_026-4</a>
Foundation Phase Curriculum Planning	<a href="https://youtu.be/iV2nsLZ7X6U">https://youtu.be/iV2nsLZ7X6U</a>
Intermediate Phase Curriculum Planning	<a href="https://youtu.be/OpHCpyl1yCM">https://youtu.be/OpHCpyl1yCM</a>
Senior and FET Phase Curriculum Planning	<a href="https://youtu.be/Kk_Bob1kvLg">https://youtu.be/Kk_Bob1kvLg</a>
ICT Competence	<a href="https://youtu.be/N-ypuOM4u-o">https://youtu.be/N-ypuOM4u-o</a>

**Online Registration:** A Curriculum planning document for your phase has been sent to you. It tells you exactly which courses you need to complete in each year of study. It will help you with online registration.

**Registration queries:** Students who have queries or require assistance with the registration process are requested to complete a google form specifying the query. This will assist us to direct your query to the relevant person. An online appointment will then be arranged for you if need be. The Google Query form can be accessed using this link: <https://forms.gle/49A96xLSmVSbzoDE8>

**Endorsements:** All B Ed students are required to have an endorsement in ICT literacy and the ability to speak in a Black African language. Part B and Part C of this document will give you details about how to apply for endorsement if you already have these competences, and what to do if you still need to develop them.

## **2021 EDUCATION ORIENTATION WEEK**

First Year Orientation will be held from 1-5th March 2021. Please note that on 2 March 9am – 12:30pm, you will be introduced to some of the important student structures and services at the Wits School of Education. Details will follow soon from Mr. Bheki Zungu, the Head of Student Affairs in the School of Education.

## **PART B: ARRANGEMENTS FOR ICT COMPETENCE ENDORSEMENT**

It is a requirement for this degree that you have computer knowledge and skills you will use to teach. Some of you may need to learn computer skills during your B Ed degree, whereas others of you may already be highly computer literate. We provide three (3) ways in which you can demonstrate your ICT literacy if you think you already have the required ICT competences. **Read through the descriptions of all of them.** Choose one and follow the instructions provided.


### **1) Category 1: Exemption based on ICT literacy courses already done.**

If you have a previous qualification/certification in ICT as **proof**, you can apply to get your ICT literacy endorsement. **Evidence** might be a pass of 50% or higher for Information Technology or CAT on your Grade 12 National Senior Certificate, an ICT component that you had to complete in a previous degree (computer studies or information systems) or an International Computer Drivers Licence or equivalent.

upload it by following the instructions below on your computer:

- a) Place the cursor on the link.
- b) Press Control (ctrl) button
- c) **Click on the link** to complete a Google Form with your details and **upload your qualification/certificate/s**:

[Uploading your Certificate/s for EXEMPTION](#)

- d) **Respond to ALL questions** before you click the button  to upload.

**Note:** You can access the above link from your phone/ tablet and upload your qualification/ certificate if they are already saved there.

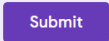

*You should receive exemption confirmation in at least 3 days after uploading the **proof**.*

### **2) Category 2: Take a ICT literacy test**

If you feel competent in ICT but do not have any qualification/ certification as evidence, then you may take an online ICT literacy test that you will access from the link below. To access the test, follow the instructions below on your computer:

- a) Place the cursor on the link.
- b) Press Control (ctrl) button
- c) **Click on the link** to complete a Google Form with your details and to take the online test.

[ICT Endorsement TEST](#)

- d) **Respond to ALL questions before you take the test**, otherwise you will not access questions for the test on this form.
- e) When you have completed all the questions, click  to have it graded. If you do not SUBMIT your answers, there will be no record of your responses.
- f) After submitting, another window/ page will appear with this button  Click on it, to view your mark.
- g) If you achieve a mark of 60% or above, you will receive an ICT literacy endorsement. You will not register for an ICT Literacy course as part of your B Ed curriculum.
- h) If your mark is lower than 59% or less, you need to register for the course EDUC 1260 ICT Literacy and follow instructions given in **Category 3 below**.

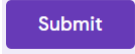
### 3) Category 3: Take a course to in ICT Literacy

If you are not confident in your ICT literacy (e.g. using email, MS Word, MS PowerPoint, Excel), follow the instructions below:

Complete the Google Form as follows if using a computer:

- a) Place the cursor on the link below.
- b) Press Control (ctrl) on your computer.
- c) **Click on the link** to complete the Google Form with your details and Click **Submit**.

[Details for the ICT Literacy Course](#)

- d) Respond to all the questions until you get to the button  to submit the form with your details.
- e) **Register** for the course **EDUC1260 ICT literacy**.

**Note:** You can access the above link from your phone/ tablet. Just remember to click **Submit**.

Should you need further assistance, email Dr. Nokulunga Ndlovu ([Nokulunga.ndlovu@wits.ac.za](mailto:Nokulunga.ndlovu@wits.ac.za)).

## **PART C: CONVERSATIONAL COMPETENCE IN A BLACK AFRICAN LANGUAGE**

All teachers need to be able to speak a Black South African language as part of the B Ed requirements. There are three Black African languages offered in the B Ed programme:

- o IsiZulu
- o Sesotho
- o South African Sign Language

These language courses are offered at three levels:

- i. **CONVERSATIONAL COMPETENCE:** A beginner course for students who do not know that language at all. It gives students access into the Additional language courses.
- ii. **ADDITIONAL LANGUAGE COURSES:** They follow on from the Conversational Competence course, and expect students to have basic ability to speak the language.
- iii. **LANGUAGE MAJOR COURSES:** For students who can speak, read and write in the language. These language courses are for those students who have done the language at Home Language or First Additional Language to Grade 12 level

### **LANGUAGE REQUIREMENTS FOR THE DIFFERENT B Ed PHASES:**

- o **Foundation Phase students:** Students must study isiZulu or Sesotho or SA Sign Language as part of your B Ed programme. This can be as an Additional language or a Language Major level from YEAR 2.

You need to decide on the following:

- o I need an introductory course to learn the basics of IsiZulu, Sesotho or SA Sign Language so that I can pick up an Additional Language course in Year 2, follow instructions in **CATEGORY 3** and register for a Conversational Competence course in Year 1.

You may choose to apply for endorsement in another SA Black African language too:

- o I can speak another Black African Language and I have a Grade 12 NSC pass in that language or a certificate from a language course: Follow the instructions in **CATEGORY I** below.
- o I can speak another Black African language competently and I can show my competence through an interview: Follow the instructions in **CATEGORY 2** below.

**PLEASE NOTE:** If you get a conversational competence endorsement, you need not do a conversation competence course, **BUT** in your second year you will need to register for a either Sesotho or isiZulu. If you do not feel you will cope in the Language Major course, you may need to do an appropriate conversation competence course in one of these languages in your first year of study. To do an introductory course in one of these languages, go to **CATEGORY 3**.

○ **Intermediate Phase students:**

You must study isiZulu or Sesotho or SA Sign Language as part of your B Ed programme. This will either be at additional or as a Language major in your YEAR 2.

You need to decide on the following:

- I need an introductory course to learn the basics of IsiZulu, Sesotho or SA Sign Language so that I can pick up an Additional Language course in Year 2. Follow instructions in **CATEGORY 3** and register for a Conversational Competence course in Year 1.

You may choose to apply for endorsement in another SA Black African language too:

- I can speak another Black African Language and I have a Grade 12 NSC pass in that language or a certificate from a language course: Follow the instructions in **CATEGORY I** below.
- I can speak another Black African language competently and I can show my competence through an interview: Follow the instructions in **CATEGORY 2** below.

**PLEASE NOTE:** If you get a conversational competence endorsement, you need not do a conversation competence course, **BUT** in your second year you will need to register for a course in either Sesotho or isiZulu. If you do not feel you will cope in the Language Major course, you may need to do an appropriate conversation competence course in your first year, but not in your language of endorsement. To do an introductory course in one of these languages, go to **CATEGORY 3**.

○ **Sen/FET students:** You need to be able to speak any of the official Black African languages, including SA Sign Language. To get your language endorsement, decide which of the following categories you belong to:

- I can speak a Black African Language and I have a Grade 12 NSC pass in that language or a certificate from a language course: Follow the instructions in **CATEGORY I** below.
- I can speak a Black African language competently and I can show my competence through an interview: Follow the instructions in **CATEGORY 2** below.
- I am unable to speak in a Black African language and I need to register for an introductory beginner's course (a Conversational Competence course). Follow the instructions in **CATEGORY 3** below.

**CATEGORY 1: I am doing a B Ed Sen/FET and I have documentary evidence of my conversational competence in a SA Black African language**

Sen/FET students who have official evidence (e.g. a pass of above 50% for Grade 12) of their ability to speak a South African Black Languages (Sesotho, isiZulu, isiNdebele, isiXhosa, Sepedi, Setswana, SiSwati, Tshivenda, or Xitsonga) or South African Sign Language'. You need to **submit proof of your certificate when applying for exemption**.

To apply for a language endorsement based on your Grade 12 results (or other coursework done):

Draft an email to the relevant lecturer.

- For South African Black Languages email Dr. Coltman: [coltmand@iafrica.com](mailto:coltmand@iafrica.com)
- For South African Sign Language email Dr. Mcilroy: [Guy.Mcilroy@wits.ac.za](mailto:Guy.Mcilroy@wits.ac.za)

The SUBJECT of the email should be exactly like this:

CC BED - Category 1 – your name, student number, language under consideration and your phase.

(For example: CC BED Category 1 – Eva Mongayi, 234567P, Sepedi, Foundation Phase)

Attach evidence of your competence of the language in which you request endorsement.  
If you have not received a response within three days of emailing, resend your request.

### **CATEGORY 2: I am doing a B Ed Sen/FET and I can demonstrate my conversational competence in a SA Black African language through an interview**

Those who can speak an official South African Black language (Sesotho, isiZulu, isiNdebele, isiXhosa, Sepedi, Setswana, SiSwati, Tshivenda, or Xitsonga) or South African Sign Language but have no certification to prove it. You can apply for a language endorsement based on an oral assessment:

Send email to the appropriate lecturer

- For South African Black Languages email Dr Coltman: [coltmand@iafrica.com](mailto:coltmand@iafrica.com)
- For South African Sign Language email Dr Mcilroy: [Guy.Mcilroy@wits.ac.za](mailto:Guy.Mcilroy@wits.ac.za)

The SUBJECT of your email should be:

CC BED - Category 2 – your name, student number, the language you are wanting to be assessed in and your phase.  
(For example: CC BED - Category 2 – Jamison Lethaba 098235L, Sesotho, FET)

Include a **mobile number** in your email so a lecturer can contact you either by email or phone to set up an oral assessment.

If you have not received a response within three days of emailing, resend your request.  
Make sure to keep the email confirming the language exemption.

### **CATEGORY 3: I cannot speak the language needed by my B Ed and I need to enrol for a language course to get conversational competence:**

You can choose from one of three languages. Include one of these as a course when you register.

<b>CONVERSATIONAL LANGUAGE COMPETENCE COURSES:</b>	
isiZulu	EDUC1265A
Sesotho	EDUC1266A
South African Sign Language (SASL)	EDUC1272A

Please make sure you read through the B Ed Handbook carefully to find out more about the B Ed programme, the Wits School of Education and the policies of the University.

We wish you all the best for 2021.

The B Ed Programme Management Team

**Prof Lee Rusznyak**

*Deputy Head of School: Teacher Education*

**Dr Tanya Bekker**

*Intermediate Phase Coordinator*

**Dr Moeniera Moosa**

*BEd Coordinator*

**Mrs Valerie Ramsingh**

*Foundation Phase Coordinator*