

SASL

A teacher, friend & family
resource for beginners

*Quick and easy reference to learning
South African signs with SASL,
English, Zulu & Afrikaans*



SOUTH AFRICA 2018



*Special thanks
to our Donors*



higher education
& training

Department:
Higher Education and Training
REPUBLIC OF SOUTH AFRICA



This publication has been developed by the Wits Centre for Deaf Studies through the Teaching and Learning Development Capacity Improvement Programme, which is being implemented through a partnership between The Department of Higher Education and Training and the European Union.

Disclaimer: The contents of this publication are the sole responsibility of The Wits Centre for Deaf Studies and can in no way be taken to reflect the views of the European Union.

UNIVERSITY OF THE
WITWATERSRAND,
JOHANNESBURG



A special word of THANKS

A teacher, friend & family
resource for beginners



We have loved working on this project, as it has been a fun and collaborative project - a labour of love for all of us as we share a dream... a happy and fulfilling life for all our deaf and hard of hearing children.

The Centre for Deaf Studies would like to thank our two collaborators on this project, Einsteinhands and Thrive. Along with a huge thanks to the members of the Deaf community for their input and especially Monique Sutcliffe. Thank you to Delia van Zyl, Emma Segoati & Gemimi Masienyane, our 3 models, the graphic designer; Charmaine Jordaan as well as the Photographer, Marais Nell



UNIVERSITY OF THE
WITWATERSRAND,
JOHANNESBURG





INDEX PAGE

Page


Welcome & thanks	1-2
Introduction Letters	3-14
Alphabet	15-17
Numbers	18-19
Finger reference.....	20

Themes

1. Animals.....	21-36
2. Bath routine	37-42
3. Beach.....	43-47
4. Birthday.....	48-51
5. Clothing	52-59
6. Colours.....	60-66
7. Days and calender.....	67-76
8. Deafness.....	77-79
9. Descriptions.....	80-105
10. Emotions & Feelings	106-116
11. Family & People	117-127
12. Food, Fruit, Veggies & Treats.....	128-164

Page

13.	Home.....	165-180
14.	Manners	181-184
15.	Money.....	185-189
16.	Months	190-200
17.	Nature, Seasons & Weather.....	201-213
18.	Occupations & Places	214-222
19.	Pronouns	223-226
20.	Question words.....	227-232
21.	Safety.....	233-240
22.	Sport.....	241-246
23.	Toys.....	247-252
24.	Transport.....	253-261
25.	Verbs & Instructions.....	262-284
26.	Miscellaneous words.....	285-292
27.	Basic conversation.....	293-302





BASIC SASL VOCABULARY KIT

Welcome to our introductory South African Sign Language (SASL) vocabulary curriculum. We are so excited to have developed this foundational SASL vocabulary kit of just over 300 words along with "Einstein Hands" as we know that every Teacher, Parent and family member of a deaf or hard of hearing child needs some basic building blocks of vocabulary in this new language, South African Sign Language.

This set of vocabulary has been developed with specific core themes in mind; themes that all teachers, families and friends can use to begin communicating with their young deaf child. This resource has not been developed to serve as a dictionary, but rather as a foundational resource as you start to learn this rich and beautiful language. South African Sign Language, as with all other languages in South Africa, has a large and varied vocabulary and so it won't surprise you that there are variations and differences to some of the signs you will learn here.

I would love to share with you some examples of how we hope you will be able to use this curriculum, but would also like to hear from you, as you begin to play with and become creative with these first 300 signs.

- Build basic vocabulary before you even need to communicate – choose one theme a week/ a month and read through them, signing and saying each word/ sign out loud. Sit in front of a mirror and copy the sign and then consider if it looks the way you see it in the book. Focus on your handshape and the direction of your hand, as the clarity of your signing is as important as pronouncing a word correctly. If there is any movement in the sign, the picture will have an arrow showing you the direction of the movement.
- Sign Language has both one-handed and two-handed signs and one usually signs one-handed signs with the dominant hand (the hand you write with) and then in two-handed signs, your dominant hand is usually the one that is the most active.

- Fingerspelling (A-Z) and numbers (1-10) are usually signed with your dominant hand and it's a good idea to start practicing both your alphabet and numbers so that you become fluent before you even need to use it with your young learner / child. As with hearing children, spelling does not become a core part of communication until a little later, but you will definitely need to know how to fingerspell your name when introducing yourself, as you get started.

As you learn the vocabulary, make note of the signs that are "nouns" (bread, milk, water, chicken, fruit etc) and "verbs" (want, like, choose, eat, drink). This is important, as we would encourage you to use every opportunity to communicate naturally (in little sentences) and not just in separate signs/ words.

Some examples of these are:

- Making statements: I am hungry. You are thirsty. I feel hot.
- Asking questions: Are you thirsty? Would you like some juice? Where is your hat?
- Using directive language: Eat your food. Fetch your shoes. Put your glass down gently

This is the beginning of a wonderful journey as a teacher, friend or parent of a deaf child, one with exciting and sometimes overwhelming challenges. Be brave and sign as often as you can, don't be scared of making mistakes and have fun. Go up to Deaf adults you may see in the shops and introduce yourself, ask when you don't know and always make a way even when you don't know a sign yet (act it out, draw/get the object) ... and then make a note to find the sign later.

There are many other resources you will be able to find and use on the internet, apps, and websites, and though overwhelming always remember the precious reason for learning this unique new language ... building a relationship with your deaf learner/child.

Professor Claudine Storbeck

Director of the Centre for Deaf Studies and HI HOPES

University of the Witwatersrand

Dear Parents of deaf children

As a parent of a deaf child, I understand the task that you see in front of you. That being, the task of learning Sign Language to communicate with your child. I know that it seems daunting, and that you may have your doubts as to whether you are able to do this. I also know that every time you see signing hands, you are reminded again that things are not how you hoped they would be.

You are NOT alone though, there are so many of us who have found ourselves feeling overwhelmed by the task of learning sign language. Learning to communicate with your deaf child is something that you CAN do! Imagine how wonderful it will be to be able to discuss anything with them!

Our deaf children want to see that we love them and that we accept them. One of the ways that we show them love, is through learning to communicate with them. They are worth our efforts and the relationship with them is one that can be really beautiful.

We have made this little resource to help you learn to sign. At first it might seem like there are a lot of new words, but as you learn a few each day, eventually you will know them all. We have chosen themes that fellow parents have identified, as being themes relevant to the home and family.

This is not a dictionary...there are a lot more signs that you can and will learn...this is meant to be a good start for you. Like any language, learning Sign Language can be a life long journey.

Please do not worry about any signs that might look a little different to some that your child uses. These are called "dialects", and we have quite a few in South Africa. They are simple variations that are all part of South African Sign Language.

What happens if you don't know a sign that you need? Here are a few ideas...

- 1.) Keep a little piece of paper where you can write down any signs that come up which are not in this book, but that you need or want to know. Next time you are at your child's school, find a staff member who can teach you the signs. If your cell phone can take videos, video the person showing the signs, so that you can practice over and over at home.
- 2.) Make friends with a deaf adult from the school or your community. Ask them to help you learn Sign Language. If you both have WhatsApp, they can send you videoed signs as you need.

- 3.) Get your child to be your teacher. Before they are able to read, show them things and see if they can show you the signs. Once they can read, write words down that they can teach you signs for.
- 4.) When all else fails, make up the sign. Use your home-made sign to allow for meaningful communication with your child. Then when you are next at the school, or when your child learns the correct sign, you can learn the real sign and use that from then on.

Start by learning the alphabet really well. The alphabet makes up most of the hand shapes that you will use when you sign. It will also help you use words that there might not be exact signs for. The alphabet is especially helpful in giving you a tool to use to spell a word out to a deaf person who can then show you the sign for that word.

Then set yourself some goals. Learn 3 signs a day, and every evening test yourself on the signs that you have already learned. Find a friend, a family member or a neighbour, who can learn the signs with you. Test each other and make it fun!

If you want to communicate with your deaf child who uses sign language, you're going to need to take that first step. Be brave! We expect our children to be brave daily as they do new things or meet new people, now is the time for us to do similarly. The more signs you learn, the easier it will be to learn more. Don't feel limited by this book, feel free to go out there and learn other signs.

Once you have learned all the signs in this book, you would have learned a lot, and will have the foundation for growing your South African Sign Language fluency. See this as a challenge. A good challenge that will give you the tools to get to know your child better and allow you to chat about the things in life that matter. Your child is worth it, and I know that you can do it!

With understanding and respect

Bianca

Founder of THRIVE Parent Support Group

www.thrivesa.org.za

Mzali emadlebeni wengane enekinga ngokuzwa emadlebeni noma engezwa emadlebeni

Njengomzali wengane enekinga ngokuzwa emadlebeni noma engezwa nhlobo, siyaqonda umsebenzi obhekene nawo. Siyazi uyazingabaza ngokuthi uzokhona yini ukumelana nomtwana wakho. Ngiyazi futhi mawubona abantu bekhuluma ngezandla uyakhumbuzeka ukuthi izinto azinjengoba wawucabanga ukuthi zizoba izona.

Awuwedwa kulesisimo, kunabanye babezizwa njengawe bethuswa ukufunda ulwimi lezandla. Ukuze ukwazi ukuxhumana nomtwana wakho onekinga ngokuzwa emadlebeni noma engezwa nhlobo emadlebeni sifisa uqonde ukuthi kungenzekala ukuthi ufunde ukuxhumana naye umntwana. Cabanga kungamnandi kanjani ukuthi nikwazi ukuxoxa ngayoyonke into nomtwana wakho.

Izingane zethu ezinekinga ngokuzwa emadlebeni noma engezwa nhlobo emadlebeni zifuna ukwazi ukuthi siyazithanda futhi siyazamukela zinjalo. Ezinye zezindlela zokukhombisa lokhu ukufunda ukuxhumana nazo, sibe nobudlwelane obuhle obusondelene nazo.

Senze izintsiza zokukusiza ufunde ulwimi lezandla. Ekuqaleni ungabona engathi kuningi okusha okumele ukunfunde, kodwa emva kwisekhathi uzogcina ufundile. Sikhethe izimpawu ezifunwe abazali abazibone zibalulekile emakhayeni abo ukuthi bazazi Kanye neminden i yabo.

Ungakhathazeki uma izimpawu zezandla ozifundile zihlukile kunezomntwana wakho, khumbula ukuthi izigodi nezigodi zinolwimi lazo kanjalo naso lwimi lwezandla.

Kwenzakalani uma ungalazi ulwimi lwezandla? Nazi izinto ezingakusiza

- 1.) Gcina iphephe lokubhala izimpawu zezandla ozicabangayo noma ongazazi. Ngokulandelayo uma usesikoleni somntwana wakho cela uthisha ofundisa khona akufundise ukuthi lezipawu zezandla zenziwa kanjani. Uma unomakhala ekhukhwini qopha ukuze mase ufike ekhaya uzokwazi ukuzikhumbuzela ufunde futhi.
- 2.) Iba ngumngani womntomdala onekinga ngokuzwa emadlebeni noma engezwa nhlobo, eskoleni noma emphakathini. Bacele bakufundise ulwimi lezandla, uma nino-Whatsapp nobabili cela akuthumele imifanekiso yezandla.

- 3.) Enza umntwana wakho abe uthisha wakho. Ngaphambi kokuthi bafunde ukubhala, batshengise izinto endlini ubone ukuthi bangakutshela yini izimpawu zakhona zezandla. Uma sebekwazi ukubhala, bhala phansi amagama bona bakufundise izimpawu zezandla zakhona.
- 4.) Uma konke kuhluleka zenzele ezakho izimpawu zezandla ezinencazelo yento ofuna ukuyisho kumntwana.

Qala ngokwazi ama-alphabets kahle. Ama-alphabets iwona enza izimpawu zezandla kakhulu, uma ukhuluma ulwimi lezandla.

Zenzele izinhloso, njengokuthi ufunda izimpawu zezandla ezintathu ngokusuku. Njalo ebusuku zihlole ukuthi usakhumbula yini. Thola umngani ongumakhelwane noma ilunga lomphakathi nifundisane. Zihloleni, nikwenze kubemnandi.

Uma ufuna ukuxhumana nengane yakho enekinga ngokuzwa emadlebeni noma engezwa nhlobo emadlebeni esebenzisa ulwimi lezandla, kufanele ube nesibindi uzame. Silindele izingane zethu zibe nesibindi nsukuzonke zenza izinto ezintsha njalo nokuhlangana nabantu abasha. Manje isikhathi sethu sokuthi sense njengabo. Ngokufunda izimpawu zezandla ezintsha njalo kuzoba lula ukuthi ufunde ulwimi lezandla. Ungabukeli kulencwadi kuphela, bheka nakwezinye izindawo uzokwazi ukukhulisa ulwazi lakho.

Uma usufunde zonke izimpawu zezandla kulencwadi uzobe usufunde okuningi okuzokusiza wazi ulwimi lezandla kahle. Sitshela ukuthi ukufunda ulwimi lezandla isenzo ongakwazi ukusenza, ukuze ukwazi ukuxhumana nomntwana wakho. Zethembe ngiyazi ungakwazi ukwenza lokhu!

Ozithobayo nenhlonipho

Bianca

Umsunguli we-Thrive Parent Support Group.

www.thrivesa.org.za

Batswadi ba ratehang ba bana ba nang le bokowa ba kutlo

Jwaloka motswadi wa ngwana ya nang le bokowa ba kutlo, ke utlwisisa mosebetsi oo o o bonang ka pela hao. Oo e leng, mosebetsi wa ho ithuta Puo ya Matsoho ele ho buisana le ngwana wa hao. Kea tseba hore sena se utlwahala se tshosa, le hore o ka ba le dipelaelo tsa hao mabapi le hore na o ka kgona ho etsa sena. Ke tseba hape hore nako yohle ha o bona matsoho a etsang matshwao, o hopotswa hape hore dintho ha di kamoo o neng o lakaditse hore di ka ba kateng.

Leha ho le jwalo, HA o mong, ke ba bangata ba rona re iphumaneng re sithabeditswe ke mosebetsi wa ho ithuta puo ya matsoho. Ho ithuta ho buisana le ngwana wa hao ya nang le bokowa ba kutlo ke ntho eo o KA e etsang! Nahana feela hore na e kaba ntho e babatsehang hakae ho kgona ho buisana le bona ka eng kapa eng.

Bana ba rona ba nang le bokowa ba kutlo ba batla ho bona hore re a ba rata le hore re a ba amohela. E nngwe ya ditsela tseo re ba bontshang lerato ka yona, ke ka ho ithuta ho buisana le bona. Ba lokelwa ke boiteko ba rona mme kamano le bona ke ntho e hlileng e ka bang ntle.

Re entse mohlodi ona o monyane ho o thusa ho ithuta ho bua ka matshwao. Qalong ho kanna ha bonahala eka ho na le mantse a mangata a matjha, empa ha o ntse o ithuta a mmalwa letsatsi le letsatsi, qetellong o tla a tseba kaofela. Re kgethile mekotaba eo batswadi-mmoho le rona ba e hlwaileng, e le mekotaba e amang lehae le lelapa.

Sena hase bukantswe...hona le matshwao a mangata hofeta ao o ka ithutang ona mme o tlang ho ithuta ona...sena se etseditswe ho ba qalo e ntle bakeng sa hao. Jwaloka puo efe kapa efe, ho ithuta Puo ya Matsoho ke leeto la nako e telele la bophelo.

Ka kopo se ke wa tshwenyeha ke matshwo a ka nnang a shebahala a fapane le a mang ao ngwana wa hao a a sebedisang. Ana a bitswa "maleme", mme re na le a batlang a le mmalwa Afrika Borwa. Ke diphaphano tse bonolo tseo kaofela e leng karolo ya Puo ya Matsoho ya Afrika Borwa.

Ho etsahala eng haeba o sa tsebe letshwao leo o le hloakang? Mehopolo e mmalwa ke ena...

- 1.) Boloka sekotwana sa pampiri moo o ka ngolang matshwao afe kapa afe a hlalang a siyo kahare ho buka ena, empa ao o a hloakang kapa o batlang ho a tseba. Nako e tlang ha o le sekolong sa ngwana wa hao, fumana setho sa basebetsi se ka o rutang matshwao. Haeba o na le mohala wa thekeng o nkang dividio, nka vidio ya motho ya bontshang matshwao, e le hore o kgone ho ikwetlisa ka makgetlo-kgetlo lapeng.

- 2.) Etsa setswalle le motho e moholo ya nang le bokowa ba kutlo ho tswa sekolong kapa baahelani ba hao. Mo kope ho o thusa ho ithuta Puo ya Matsoho. Haeba le na le Whatsapp ka bobedi ba lona, a ka o romella dividio tsa matshwao ha o a hloka.
- 3.) Etsa hore ngwana wa hao ebe titjhere ya hao. Pele a kgona ho bala, mo bontshe dintho mme o bone hore na a ka o bontsha matshwao. Hang ha a kgona ho bala, ngola mantswe fatshe ao a ka o rutang matshwao a ona.
- 4.) Ha tse ding tsohle di hloleha, iqapele letshwao. Sebedisa letshwao le iketseditsweng hae ho ba le puisano e nang le moelelo le ngwana wa hao. Mme ha o le sekolong nakong e tlang, kapa ha ngwana wa hao a ithuta letshwao le nepahetseng, o ka ithuta letshwao leo e leng lona mme wa le sebedisa ho tloha nakong eo.

Qala ka ho ithuta alfabet hantle haholo. Alfabet e na le boholo ba dibopeho tsa matsoho tseo o tla di sebedisa ha o sebedisa Puo ya Matsoho. E tla boela e o thusa ho sebedisa mantswe ao ho kanna ha se beng le matshwao a nepahetseng hantle a dumellanang le ona. Alfabet e thusa ka mokgwa o kgethehileng ho o fa sesebediswa seo o se sebedisang ho peleta lentswe ho motho ya nang le bokowa ba kutlo eo eena a ka o bontshang letshwao la lentswe leo.

Jwale iphehele dipheo. Ithute matshwao a mararo ka letsatsi, mme mantsiboya a mang le a mang iketsetse teko ka matshwao ao o seng o ithutile ona. Fumana motswalle, setho sa lelapa kapa moahisane, ya ka ithutang matshwao le wena. Hlahlobanang mme le etse ebe ntho e monate!

Haeba o batla ho buisana le ngwana wa hao ya nang le bokowa ba kutlo ya sebedisang puo ya matsoho, o tlo hloka ho nka mohato wa pele. Eba sebetel! Re lebelletse hore bana ba rona ba be sebetel letsatsi le letsatsi ha ba etsa dintho tse ntjha kapa ba kopana le batho ba batjha, jwale ke nako ya rona ya ho etsa ka tsela e tshwanang. Ha o ithuta matshwao a mangatanyana, ho ba bonolo ho ithuta haholwanyane. Seke wa ikutlwa o tshoswa ke buka ena, ikutlwe o lokolohile ho ya ithuta matshwao a mang.

Hang ha o ithutile matshwao kaofela ka bukeng ena, o tlabe o ithutile haholo, mme o tla ba le motheo wa ho hodisa tshebediso ya hao e bolatjha ya Puo ya Matsoho ya Afrika Borwa. Bona sena e le phephetso. Phephetso e ntle e tla o fa disebediswa tsa ho tseba ngwana wa hao haholwanyane mme e o dumellang ho buisana ka dintho tsa bophelo tse bohlokwa. Ngwana wa hao o bohlokwa mme ke a tseba o ka etsa sena!

Ka kutlwisiso le tlhompho

Bianca

Mothei wa Sehlopha sa Tshehetso ya Batswadi sa THRIVE

www.thrivesa.org.za

Beste Ouers van Dowe kinders

Ek is self 'n ouer van 'n Dowe kind en verstaan die taak wat vir julle voorlê: die taak om Gebare Taal aan te leer sodat julle met julle kind kan kommunikeer. Ek besef die vooruitsig kan angswekkend wees en dat julle dalk voel die taak is net te groot. Ek weet ook dat elke keer wanneer julle hande sien wat Gebare Taal gebruik, julle weereens herinner word aan die feit dat die hele situasie nie presies is soos wat julle gehoop het dit sal wees nie.

Julle is egter nie alleen nie; daar is so baie van ons wat oorweldig gevoel het toe ons besef het ons moet Gebare Taal leer. Om te leer om met jou kind te kommunikeer is iets wat julle KAN doen! Dink net hoe wonderlik dit sal wees om absoluut enigiets met julle kind te kan bespreek!

Ons Dowe kinders wil sien dat ons hulle lief het en dat ons hulle aanvaar. Een van die maniere waardeur ons vir hulle kan wys hoe lief ons hulle het, is deur te leer om met hulle te kommunikeer. Hulle is die moeite werd en die verhouding wat ons met hulle kan hê is van onskatbare waarde.

Ons het hierdie hulpbron saamgestel om julle te help om te leer hoe om Gebare Taal te gebruik. Aan die begin mag dit dalk voel asof daar 'n magdom nuwe woorde is, maar soos julle daaglik 'n paar woorde leer sal julle gou almal ken. Ons het temas gekies wat mede-ouers uitgewys het as toepaslik vir die huis en gesin.

Hierdie is nie 'n volledige woordeboek nie en daar is nog baie meer gebare wat julle kan (en sal) leer. Hierdie hulpbron is slegs 'n goeie beginpunt. Soos met enige taal is die aanleer van Gebare Taal 'n lewenslange reis.

Moet asseblief nie bekommerd wees as julle kind gebare gebruik wat anders lyk as die gebare in hierdie hulpbron nie. Hierdie gebare word "dialekte" genoem en ons het heelwat daarvan in Suid-Afrika. Dit is eenvoudige variasies wat almal deel is van Suid-Afrikaanse Gebare Taal.

Wat gebeur as julle 'n gebaar nie ken nie, maar wel benodig? Hier is 'n paar idees:

- 1.) Hou 'n stukkie papier byderhand waarop julle enige gebare wat julle nodig kry, maar wat nie in hierdie hulpbron is nie, neerskryf. Tydens julle volgende besoek aan julle kind se skool, kan julle een van die personeellede vra vir hulp. As julle selfoon videos kan neem, neem 'n video van die persoon sodat julle die gebaar oor en oor kan oefen.

- 2.) Maak vriende met 'n Dowe volwassene verbonde aan die skool of in julle gemeenskap. Vra hulle om julle te help om Gebare Taal te leer. As julle beide WhatsApp het, kan hulle vir julle videos van gebare stuur soos wat julle dit nodig kry.
- 3.) Vra julle kind om julle onderwyser/es te wees. As hy/sy nog kan nie lees nie, wys na voorwerpe en vra hom/haar om vir julle die ooreenstemmende gebaar te wys. As hy/sy kan lees, skryf die woorde waarvoor julle gebare benodig neer.
- 4.) As daar geen ander uitweg is nie, maak julle eie gebaar op. Gebruik julle tuisgemaakte gebare om betekenisvolle kommunikasie met julle kind te bewerkstellig. Julle kan met julle volgende skoolbesoek of wanneer julle kind die korrekte gebaar aanleer, die regte gebaar begin gebruik.

Begin deur die alfabet baie goed te leer ken. Die alfabet bevat meeste van die handvorme wat julle gaan gebruik en dit sal julle ook help om woorde te gebruik waarvoor daar nie presiese gebare is nie. Die alfabet is veral handig om te gebruik om 'n woord uittespel vir 'n Dowe persoon wat dan vir julle die regte gebaar kan wys.

Besluit dan op 'n paar doelwitte. Leer daaglik 3 gebare en elke aand kan julle juisself toets om seker te maak julle ken die gebare wat julle reeds aangeleer het. Vind 'n vriend, familielid of buurvrou wat die gebare saam met julle sal leer. Dit kan pret wees om mekaar te toets!

As jy met jou Dowe kind wat Gebare Taal gebruik wil kommunikeer, gaan jy die eerste stap moet neem. Wees dapper! Ons verwag dat ons kinders elke dag moet dapper wees soos hulle nuwe dinge leer en nuwe mense ontmoet; nou moet ons dieselfde doen. Hoe meer gebare julle leer, hoe makliker sal dit raak om meer te leer. Moenie beperk voel deur hierdie boek nie, gaan uit en leer nog ander gebare.

Sodra julle al die gebare in die hierdie boek geleer het, het julle baie geleer en het julle 'n sterk fondasie om julle vlotheid in Suid-Afrikaanse Gebare Taal verder te ontwikkel. Sien dit as 'n uitdaging. 'n Goeie uitdaging wat julle die toerusting gaan gee om julle kind beter te leer ken en julle gaan toelaat om oor belangrike dinge te gesels. Julle kind is dit werd en ek weet julle kan dit doen!

Met begrip en respek

Bianca

Stigter van THRIVE Over Ondersteuningsgroep

www.thrivesa.org.za

Alphabet

A



B



C



D



E



F



G



H



I



J



K



L



M



N



O



P



Q



R



S



T



U



V



W



X



Alphabet

Y



Z



* Notes for Alphabet

P is the same as K, but point fingers down.

Q is the same as G, but point fingers down.

J "Draw" the letter J with little finger.

Z "Draw" the letter Z with index finger.

Numbers

0



1



2



3



4



5



6



7



8



9



10



Numbers

11



Fingers pointing forward & up alternately

12



No.2 fingers pointing forward & up alternately

13



Circle hands forwards simultaneously (for no.s 13-19)

14



15



16



17



18



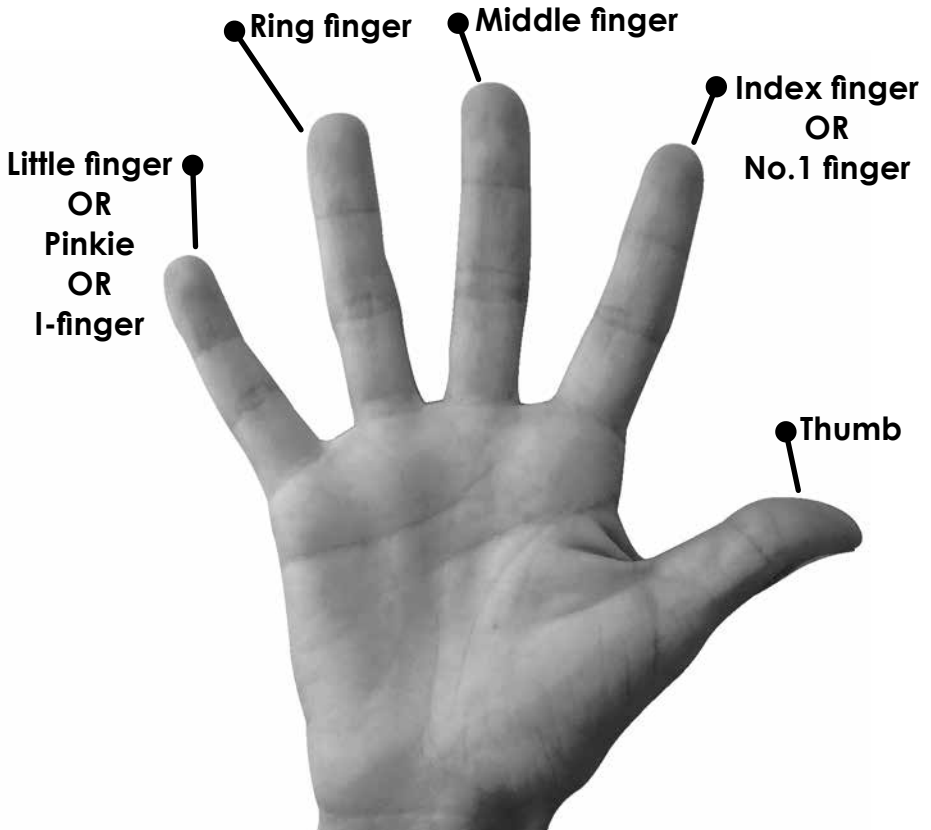
19



20



Finger reference



Animals
Diere
Izilwane

Ant / Mier / Intuthwane

Straighten and bend the index finger while you move it to the other side to show a "walking" motion.



Bear / Beer / Ibhele

Show the ears of a bear. Put C-hands on both sides of head. Tilt head to the left and to the right.



Bee / By / Inyosi

Mimic being stung by a bee on cheek. F-hand touches cheek then pull hand away quickly!



Animals

Bird / Voël / Inyoni

Show the beak of a bird. Hold G-hand against cheek. Open and close index finger and thumb.



Buffalo / Buffel / Inyathi

Show the shape of a buffalo's horns. Put open 5-fingers at sides of head. Then move them forward in the shape of the horns and close into S-hands.



Bug / Gogga / Ibhungezi

Show the crawling motion of a bug. Move claw hand to the other side while you wiggle your fingers.



Butterfly / Skoenlapper / Uvemvane

Form a butterfly with your hands and show its flying motion. Hook thumbs of flat-hands (palms facing you). Flap fingers (wings) forwards and backwards.



Cat / Kat / Ikati

Show the whiskers of a cat. Place fingertips on cheeks then move fingers over and away from face.



Chicken / Hoender / Inkukhu

Mimic the beak of a chicken pecking of your hand. Hold T-hand on flat hand. Peck T-hand onto flat hand several times.



Cow / Koei / Inkomo

Show the horns of a bull. Put Y-hands on the sides of your head.



Animals

Crab / Krap / Inkalankala

Show the claws of a crab. V-hands facing each other. Open and close V-fingers. Keep hands still.



Crocodile / Krokodil / Ingwenya

Mimic the jaws of a crocodile snapping. Extend arms with claw-hands. Slam top hand down onto bottom hand.



Dog / Hond / Inja

Show the collar of a dog. Touch throat with No. 1 hand.

OR: Pat thigh, as if calling a dog.



Dinosaur / Dinosaur / iDayinasoli

Show the long neck of a dinosaur moving up. Make a little turn with X-hand in front of chest. Then move X-hand upward.



Dolphin / Dolfyn / Inhlengethwa

Show the diving motion of a dolphin. Move B-hand up and down in a wavy motion.



Duck / Eend / Idada

Show the beak of a duck. Put hand at side of mouth. Open and close four fingers on thumb several times.



Elephant / Olifant / Indlovu

Show the long nose of an elephant. Extend arm and swing it slowly from left to right. Keep head down.



Fish / Vis / Inhlazi

Show the swimming motion of a fish. Wiggle flat-hand to and fro while moving your hand from side to side.



Animals

Goat / Bok / Imbuzi

Show the beard of a goat. Move O-hand down from chin as if you're pulling an imaginary beard. Then change hand into S-hand (fist).



Hippo / Seekoei / Invubu

Mimic the big mouth of a hippo opening with Y-hands. Bring top hand down onto bottom hand.



Fly/ Vlieg / Impukane

Mimic the flying motion of a fly. Hold F-hand at side of head. Circle hand inwards across towards your chest.



Frog / Padda / Iselesele

Show the big throat of a frog. Put O-hand on throat. Move your hand down and change hand into claw-hand, repeat this action. Blow up your cheeks!



Giraffe / Kameelperd / Indlulamithi

Show the long neck of a giraffe. Put C-hand on neck, move it up and above head. Then show the sign for animal (extend index finger and little finger).



Animals

Horse / Perd / Ihhashi

Mimic riding a horse. Put S-hands on top of each other while moving them up and down together.



Lion / Leeu / Ibhubesi

Show the mane of a lion. Put claw-hand on top of head and move it to the back of head. Make a big roar!



Lizard / Akkedis / Isigcilikisha

Show the movement of a lizard. Move L-hand across body to other side in a wiggly motion by twisting the wrist in and out several times.



Monkey / Aap / Inkawu

Pretend being a monkey. Scratch under arms with claw-hands. Make the sound for monkey!



Mouse / Muis / Igundane

Show the running movement of a mouse.
Move cup-hand in a wiggly motion up
lower arm.



Octopus / Seekat / Ingwane

Show the arm movements of an octopus. Move arms up and
down alternately in different directions.



Ostrich / Volstruis / Intshe

Show the movement of an ostrich's neck.
Put cup-hand in front of you. Move hand
forwards and backwards several times.



Animals

Owl / Uil / Isikhova

Show the big round eyes of an owl. Put F-hands around eyes. Make a whoo-whooh sound!



Parrot / Papegaai / Upholi

Show the beak of a parrot "talking". Hold T-hand in front of face. Open and close T-hand in small movements



Peacock / Pou / Ipikoko

Show the beak of a peacock with G-hand. Show the feathers with open 5-hand.



Penguin / Pikkewyn / Iphengwini

Mimic a penguin waddling. Put B-hands on hips. Rotate hips forwards and backwards. Keep hands still.



Pig / Vark / Ingulube

Show the big, round nose of a pig. Touch your nose with S-hand and twist it several times.



Pigeon / Duif / Ijuba

Show the beak of a pigeon. Hold G-hand in front of face. Move G-hand forwards and backwards twice while opening and closing extended fingers.



Rabbit / Haas / Unogwaja

Show the ears of a rabbit. Put flat-hands on head. Move fingers up and down simultaneously.



Animals

Rhino / Renoster / Ubhejane

Show the horn of the rhino. Hold X-hand in front of nose.



Seal / Rob / Imvu Yamanzi

Show the flippers of a seal waddling. Put flat-hands at sides of hips. Flap hands up and down in a circular movement.



Shark / Haai / Ushaka

Show the fin of a shark. Put B-hand on head. Move it up and forward a little.



Sheep / Skaap / Igusha

Mimic cutting the wool of a sheep. Open and close V-hand while moving it up inner arm.



Snail / Slak / Umnenke

Show the eyes of a snail. Put S-hand on forehead. Move hand slightly forward and change into No. 2 hand.



Snake / Slang / Inyoka

Show the two teeth and movement of a snake. Wiggle bent V-hand wrist left and right quickly (keep arm still).



Spider / Spinnekop / Isicabucabu

Show the wiggly motion of a spider's legs. Hold claw-hand at the side of your head. Move hand down slowly, while you wiggle your fingers. Show a frightened face!



Animals

Squirrel / Eekoring / Ingwejeje

Put bent B-hands under your chin and show your teeth.



Tiger / Tier / Ihlosi

Move claw hands over chest. Make the sound of a tiger and put on a fierce face.



Tortoise / Skilpad / Ufudu

Mimic the head of a tortoise peeking out of its shell. Cup-hand (acts as the shell) and covers A-hand (thumb upwards and wiggling).



Whale / Walvis / Umkhoma

Mimic the spraying motion of a whale. Put S-hand on head. Then move open-5-hand away from head. Make a water spraying sound!



Worm / Wurm / Isikelemu

Show the movement of a worm. Hold No. 1 hand in front of chest (palm down). Curl finger in and stretch it out again as you move your hand to other side.



Zebra / Zebra / Idube

Show the stripes of a zebra. Move open-5-hands over chest from middle outwards. Repeat over tummy.



Bath routine
Bad routine
Ukugeza Okuhleliwe

Bath / Bad / Geza/Ubhavu

Mimic washing your body. Move A-hands up and down on chest alternately.



Face Cloth / Waslap / Ubuso indwangu

Mimic washing your face.
Circle flat hand in front of face.



Phoo /Poef / Ubunthuva

Lock Claw-hands.



Bath routine

Shower / Stort / Umfafazo

Show the showerhead. Hold claw-hand above your head.



Soap / Seep / Insipho

Mimic holding a bar of soap inside two cup-hands.



Sponge / Spons / Isiponji

Mimic squeezing a sponge. Open and close A-hand in small movements.



Tap / Kraan / Umpompi

Mimic opening taps by twisting wrists of claw-hands.



Toilet / Toilet/ Ithoyilethe

Cross fingers of H-hands. Tap top fingers twice onto bottom fingers.



Toilet paper / Toiletpapier / Ithishu

First show the sign for toilet. Then mimic rolling off toilet paper. Circle B-hand around other still B-hand.



Bath routine

Toothbrush / Tandeborsel / Isixubho

Mimic brushing your teeth. Move No. 1 hand to and fro in front of teeth.



Toothpaste / Tandepaste / Umuthi wokuxabha

Mimic squeezing toothpaste onto your toothbrush. Move T-hand over finger of No. 1 hand.



Towel / Handoek / Ithawula

Mimic drying your back with a towel. Pull both S-hands back and forth alternately.



Wash hands / Was hande / Geza izandla

Mimic washing your hands. Rub hands over each other.



Wash Hair (Shampoo) / Sjampoe / Insipho Yezinwele

Mimic washing your hair with claw-hands.



Wee-wee / Piepie / Chama

Point L-hand to lower abdomen.



Beach Strand Ibhishi

Beach / Strand / Ibhishi

Move fingertips of open-5-hands over and forwards at a downward angle.



Bucket / Emmer / Ibhakede

Mimic holding the handle of a bucket with A-hand.



Sand / Sand / Isihlabathi

Mimic sprinkling sand with fingers.
Hold closed-5-hands in front of body.
Then rub fingers on thumbs.



Sand castle / Sandkasteel / Isihlabathi Sokudlala

Show the sign for sand. Then show the sign for castle. Show the shape of castle towers. Move V-hands down at an angle in a zigzag motion. Change V-hands into bent V-hands as you move your hands downwards.



Sea / See / Ulwandle

Show the wavy movement of the sea.
Move both open 5-hands forward
in a wavy motion.



Shell / Skulp/ Igobolondo

Mimic listening to the waves in a shell.
Hold claw-hand over ear and flutter
fingers.



Spade / Graaf / Isipedi

Mimic holding a spade and digging.
Move T-hand up and down in a
digging motion.



Sunscreen / Sonroom / Okokuvika ilanga

Show the sign for sun. Then mimic rubbing sunscreen
on your face.



Sunglasses / Sonbril / Izibuko

Show the sign for sun. Then show the shape of sunglasses over eyes. Put open C-fingers around eyes.



Umbrella / Sambreel / Isambulela

Mimic opening an umbrella. Put S-hands on top of each other. Move top hand upward.



Wave / Golf / Igagasi

Mimic the movement of a wave.
Move hands up and over to make a wave.



**Birthday
Verjaarsdag
Usuku lokuzalwa**

Birthday

Balloon / Ballon / Ibhalunde

Mimic blowing up a balloon. Hold C-hands around mouth. Form the shape of a balloon as you move your hands forwards and around. Change into claw-hands and puff up cheeks while blowing!



Birthday / Verjaarsdag / Usuko lokuzalwa

Place X-hand on chin.
Then point No.1 hand forwards.



Cake / Koek / Ikhekhe

Show the round shape of a cake.
Put fingertips of claw-hands together.
Then form a round shape towards
your body and put wrists of
claw-hands together.



Candle / Kersie / Ikhandlela

Mimic blowing out a candle. Show No. 1 hand in front of mouth and blow!




Cupcake / Kolwyntjie / Amakhekhe asankomishi

Show the shape of a cupcake.
Put claw-hand on flat-hand.



Happy Birthday / Gelukkige verjaarsdag / Usuku o luhle lokuzalwa

Swing flat hands in and out then show birthday)



Birthday

Party / Partytjie / Iphathi

Hold Y-hands at shoulders height (palms down). Swing hands forwards and backwards simultaneously by twisting the wrists.



Present / Geskenk / Isipho

Mimic tying a bow with F-hands.



Sweets / Lekkers / Uswidi

Show a sweet in your cheek. Put F-hand on cheek and slightly twist the wrist forward.



Clothing

Klere

Izinguba

Clothing

Boots / Stewels / Amadadla

Show the shape of boots. Hold C-hands (thumbs below). Then twist wrists up (thumbs now inside). Then move hands upwards (showing the long boots).



Cap / Kep / Isigqoko

Mimic putting a cap on your head. Move T-hands down your head. One hand in the front and the other hand at the back.



Dress / Rok / Ingubo

Show the shape of a dress. Put open 5-hands on chest and move hands down body. Then move hands out below hips.



Hat / Hoed / Isigqoko

Mimic pulling a hat down on your head.
Move A-hands down sides of head.



Jacket / Baadjie / Ijakhethi

Mimic putting on a jacket. Move A-hands over shoulders to chest.



Jersey / Trui / Ijezi

Mimic a knitting action. Cross No. 1 hands and move them over each other several times. Then mimic putting on a jersey. Move A-hands over shoulders to chest.



Clothing

Pyjamas / Nagklere / Amaphijamu

Move the back of flat-hands down chest, then move front of flat-hands up chest.



Pants (short) / Broek (kort) / Ibhulukwe

Show the position of the shorts on thigh.




Pants (long) / Broek (lang) / Ibhulukwe

Mimic pulling up your pants. Move A-hands up sides of legs towards hips.



Raincoat / Reënjas / Isivikela Mvula

Show the sign for rain. Then mimic pulling the hat of a raincoat over your head.



Sandals / Sandale / Izimbadada

Show the shape of the sandals. U-hand changes into V-hand as you slide it upwars on other hand.



Clothing

Shoes / Skoene / Izicathulo

Show a pair of shoes. Tap S-hands together.



Shirt (t-shirt) / Hemp (kortmou) / Ishethi

Show T-hand. Then show the sleeve of a t-shirt. Touch upper arm with flat-hand (palm facing up).



Shirt (long) / Hemp (langmou) / Ihembe

Show the position of the long sleeve on the wrist.



Skirt / Romp / Isiketi

Show the shape of a skirt going out from hips. Move flat-hands downwards at an angle.



Slippers / Pantoffels / Izicathulo zaseuseni

Mimic the foot sliding into a slipper.
Slide B-hand underneath into cup-hand.



Socks / Kouse / Amasokisi

Mimic pulling up socks with T-hands.



Clothing

Swimming costume / Swembroek / Ukubhukuda Imimvunalo

Show the shape of the costume.

Flat hands touches hips then upper chest.



Underpants / Onderbroek / Babenze

Mimic pulling up underpants.

Cup-hands brushes upwards on hips.



Colours Kleure Imbabala

Colours

Black / Swart / Omnyama

Put V-hand under eyes. Move bent V-hand downwards.



Blue / Blou / Obhulomu

Put F-hands together
OR move Cup-hand in an arch half way over head.



Bright / Helder / Gqamile

Flick S-hands into Open-5 hands at chest height. Big movement.



Brown / Bruin / Onsundu

Make small circular movements with fingertips of flat-hand on other flat-hand.



Dark / Donker/ Mnyama

Cross arms (palms facing out)



Green / Groen / Oluhlaza

Hold open 5-fingers together (palms facing you). Move hands apart to sides while fluttering fingers.



Grey / Grys / Ompunga

Make small circular movements with fingertips of U-hand on side of head.



Light / Lig / Okhanyayo

Flick S-hands into Open 5 hands in a small "soft" motion.



Navy / Vlootblou/ Onevi

Show the sign for letter "N".
Move top fingers slightly.



Orange / Oranje / Okusawolintshi

Show the shape of an orange. Twist wrist of Claw-hand in and out several times.



Pink / Pienk / Okuphinki

Touch the side of your nose with a No. 1 hand.



Purple / Pers / Ubunsomi

Show the purple veins on your wrist. Make small circular movements with U-hand on the back of your wrist.



Colours

Red / Rooi / Obomvu

Show the red of lips. No. 1 hand touches the bottom lip.



Silver / Silwer / Ocwebezelayo

Middle finger touches the "ring" on your other hand and moves upwards.



Sparkle / Skitter/ Ukucwazimula

Flick middle fingers alternately.



White / Wit / Omhlophei

Show a white shirt collar. Move No. 1 hand down side of neck.



Yellow / Geel / Ophuzi

Twist Y-hand inwards and outwards at shoulder height.



Days and calendar
Dae & Kalender
Ukuzwela & Imizwa

Monday / Maandag / Umsombuluko

Tap index finger twice on thumb.



Tuesday/ Dinsdag / Olwesibisi

Tap middle finger twice on thumb.



Wednesday / Woensdag / Olwesithathu

Tap ring finger twice on thumb.



Days and calender

Thursday / Donderdag / Olwesine

Tap little finger twice on thumb.



Friday / Vrydag / Olwesihlanu

Move bent V-hand forwards and backwards in front of chin .



Saturday / Saterdag / Umgqibelo

Flick middle finger off thumb into open-5-hand.



Sunday / Sondag / Isonto

Put hand on chest and move it down.



Birthday/ Verjaarsdag / Usuku lokuzalwa

Place X-hand on chin. Then point
No. 1 hand forwards.



Holiday / Vakansie/ iHolidi


Circle I-hands at shoulder height.



Days and calendar

Public Holiday / Openbare vakansie dag / Iholidi

Move open-5-hands slight forward then show holiday.



Week / Week / Isicabucabu

" Drag" A-hand outwards to other side



Weekend / Naweeek / Impelasonto

Top flatland slides forward over other hand.
Then moves down (palm now facing in).



Days and calendar


Next Week / Volgende week / Isonto elizayo

Cup hand moves forward and over. Then show week.



Last week / Laas week/ Isonto eledlule

Cup hand moves backwards and over.
Then show week.



Days and calendar

Yesterday / Gister / Izolo

Move A-hand (thumb extended) backwards over shoulder.



Today / Vandag / Namuhla

Move Y-hands slightly downward simultaneously (palms facing up).



Tomorrow / More / Kusasa

Flick No.1-hand (palm facing you) over .



Day / Dag / Usuku

Move No.1-hand down onto flat arm.



Month / Maand / Inyanga

Slide Thumb of A-hand down S-hands.



Year / Jaar / Unyaka

Top S-hand circles once forwards around other still S-hand.



Days and calender

Term / Termyn / Ithemu

Flat-hands move simultaneously to other side in 3 movements.



Morning / Oggend / Ekuseni

Show the sun rising. Flick index finger up into No. 1 hand at side of face.



Afternoon / Middag / Ntambama

Move flat hands backwards slightly in two motions.



Night/ Nag/Aand / Ebusuka

Hold flat-hands on sides of head (palms facing in). Then bring hands together in front of chest (palms facing you)



Deafness
Doofheid
Ubuthulu

Audiologist / Oudioloog / Udokotela wezindlebe

Circle A-hands next to ear.



Cochlear implant

Move open five hand towards ear.
Ring finger touch head just behind ear.



Deaf / Doof / Oyisithulu

Place U-hand on ear.



Hard of hearing / Hardhorend / Ukuzwa kanzima

Move Cup-hand slightly towards ear.



Deafness

Hearing aid / Gehoorstuk / Okokuzwa

Show the shape of the hearing aid around the ear with X-hand.



Hearing/ Horend / Ukuzwa

Circle L-hand slightly forward from chin.



Speech therapist / Spraak terapeut / Udokotela wokusiza ukukhuluma

Circle bent V-hand around mouth.



Descriptions Beskrywings Izincazelo

Descriptions

Again / Weer / Aphinde

Shake U-hand slightly at an angle.



Bad / Sleg/ Kubi

Move I-hand slightly forwards.




Beautiful / Mooi / Muhle

Show a beautiful face. Trace the outline of your face with an open 5-hand. Then bring all fingers back to chin and change into closed 5-hand.



Big/ Groot / Kukhulu

Show something big. Start with sign for 'small' then move open 5-hands outwards. Puff up your cheeks.



Descriptions

Can / Kan / Ikani

Slap back of flat-hand onto palm of other flat-hand.



Can't / Kan nie / Bengayi

Slap No.1 finger down and through other No.1 finger.
(Face expression can be negative, according to situation.)



Careful / Versigtig / Qaphele

Hold open 5-hands in front of you (palms facing each other) then rotate them forward in a circular motion alternately.



Clean / Skoon / Hlanzekile

Show a sweeping motion. Sweep F-hand over a flat-hand from wrist to fingertips.



Close / Maak toe / Vala

Show a door closing. Move flat-hand onto back of other flat-hand (palms facing you).



Descriptions

Cold / Koud / Ukubanda

Mimic shivering. Put A-hands (palms facing each other) on chest. Shake hands in and out quickly in small movements.



Dangerous / Gevaarlik / Ingozi

Show danger happening suddenly. No. 1 hands pointing forward. Then move them up quickly (pointing up). Show a concerned face.



Delicious / Lekker / Okumnandi

No.1-finger slides over mouth.



Dirty/ Vuil / Ngcolile

Flutter fingers of B-hand under chin.
Show a disgusted face.



Done / Klaar / Kwenziwe

Flap open 5-hands over. (palms facing you then palms facing forward).



Descriptions

Dry / Droog / Komile

Move closed 5-hands outwards and change into A-hands (extended thumb).



Easy / Maklik / Kulula

Tap X-hand on cheek.



Empty/ Leeg/ Akukho

Flap flat-hand from side to side. (as if waving sideways). Make a blowing sound.



Excellent / Uitstekend / Kuhle kakhulu

Move F-hands slightly forward. (you can use only one F-hand as well)



Fast / Vinnig / Shesha

Show something moving very fast. Click thumb on middle finger as you move your hand quickly outwards.



Descriptions

Fat / Vet / Omkhulu

Show a fat body. Move claw-hands out to the sides. Blow up your cheeks.



Finish / Klaar/ Qeda

Move flat-hand downwards at the fingertips of other flat-hand.



Friendly / Vriendelik / Ubungane

Mimic the handshake of friends.
Clasp flat-hand and shake hands up
and down. (same sign as friend)



Full / Vol / Zele

Open-5-hand bangs onto S-hand (fist).



Fun / Pret / Hlekisa

U-hand touches the nose then moves
downward and touches other U-hand.



Descriptions

Funny / Snaaks / Hlekisayo

Mimic tickling someone's nose with a feather to make them laugh. Brush U-hand at side of nose.



Gentle / Saggies / Thambisa

Mimic stroking a pet. Cup-hand strokes the other hand gently.



Good / Goed / Kahle

Show thumbs up! Move A-hand (extended thumb) forwards a little.



Handsome / Aantreklik / Bukekayo

Thumb of A-hand taps chin.



Hard (object) / Hard / Okuqinile

Shake tight S-hands slightly or bang fist on flat-hand



OR



Descriptions

Hard (to do) / Moelik / Nzima

Bang bent V-hand onto other bent V-hand.



Heavy / Swaar / Okusindayo

Mimic holding a heavy box. Move open-5 hands up and down slowly. Show a strenuous face!



Hot / Warm / Kuyashisa

Number 1 finger moves accross forehead and then downwards as if wiping away sweat.



In / In / Phakathi

Mimic putting something into a container.
Move bent B-hand into C-hand.



Inside / Binne in/ Ngaphakathi

Move cup-hand towards you.



Light (object) / Lig / Okulula

Mimic holding a light box. Bounce open-5 hands up and down to show object's light weight.



Descriptions

Loud / Hard / Umsindo

Show a loud noise on ears. Move bent V-hands away from ears. Show a face that hears a loud noise.



More / Nog / Okunye

Tap fingertips of closed 5-hands together.




Naughty / Stout / Ganga

No. 1 hand flicks ear from the back.



Nice / Oulik / Mnandi

Move U-hand down cheek then down other cheek.



Off (light)/ Af/ Cisha

First show sign for a light that is on. Claw-hand (on) changes into S-hand (off).



Descriptions

Off (table) / Af / Phanzi

Hold closed-5 hand on palm.
Then move closed-5 hand over and out (palm up).



Old / Oud / Okudala

Mimic holding a walking stick in one hand (A-hand).
Show saggy skin of an old person with other hand.
Move X-hand down cheek.




On (light) / Aan / Vula

Flick S-hand(off) open into claw-hand (on).



On (table) / Op / Phezu

Move closed-5 hand over and onto flat-hand.



Open / Oop / Vula

Show a door opening. Move flat-hand away from other flat-hand.



Out / Uit / Phandla

Mimic taking something out of a container. First show sign for 'in'. Hold bent B-hand in C-hand. The sign 'out'. Move hand out of C-hand.



Descriptions

Outside / Buite / Ngaphandle

Move cup-hand away from you.



Pretty / Mooi / Bukekayo

Brush hand over and down chin.
Change into closed 5-hand.



Quiet / Saggies / Thula

Put No. 1 hand on lips and say, "Sshh."



Rotten / Vrot / Ukubolile

O-hand moves away from mouth and turns into F-hand.
Shows the food is "off".



Descriptions

Short / Kort / Okufushane

Show something/someone that is short.
Move flat-hand downwards.



Slow / Stadig / Kancane

Claw-hand moves slowly over open-5-hand from fingers towards wrist.



Small / Klein / Okuncane

Show something small. Bring cup-hands close together.



Soft / Sag / Okuthambile

Mimic touching something soft. Slightly open and close fingers of closed-5-hands a couple of times.



Sticky / Taai / Ukunamathela

Mimic feeling something sticky on your fingers. Flick fingers of closed-5-hands open and closed a couple of times.



Stink / Stink / Ukunuka

Mimic smelling something stinky! Pinch your nose with thumb and index finger. OR wave B-hand down in front of your nose. Pull your face.



Descriptions

Sweet/ Oulik / Mnandi

Brush F-hand down cheek.



Tall / Lank / Omude

Show something/someone that is tall.
Move flat-hand upwards.



Thin / Maer / Okuncane

Move I-hands close together in front of chest.
Suck in cheeks.



Ugly / Aaklig / Ububi

Pull V-hand to other side in 1
Change into bent V-hand.



Warm / Warm / Fudumele

Circle claw-hand in front of your mouth.



Descriptions

Wet / Nat / Manzi

Mimic squeezing something wet.
Squeeze fingers open and closed several times.



Young / Jonk / Omncane

Brush flat hand upwards on chest.



**Emotions and feelings
Emosies & Gevoelens
Imizwelo & Imizwa**

Emotions & feelings

Angry / Kwaad / Ukudinwa

Show angry feelings rising up in your body. Move claw-hand up at an angle from hip to other shoulder. Show an angry face.



Disappointed / Teleurgesteld / Sidumele

Move V-hands into neck.



Embarrassed / Skaam / Uhlazekile

Show a blushing face. Move open 5-hand to other side in front of face.



Emotional / Emosioneel / Ukuzwela

Show emotions inside of you.
Circle claw-hand on chest.



Emotions & feelings

Enjoy / Geniet / Ujabulele

Brush little finger of Y-hands over shoulders.



Excited / Opgewonde / Ukujabula

Show excited feelings inside your body.
Move claw-hands up and down alternately on sides of chest.



Frustrated / Gefrustreerd / Khungatheka

B-hands tap on chest while making a backwards circular motion.



Happy / Gelukkig / Jabula

Show a big smile. Twist Y-hand wrist to and fro in front of mouth.



Hate / Haat / Izondo

Slam I-hand onto flat-hand



Emotions & feelings

Hungry / Honger / Ukulamba

Rub your tummy with flat-hand.



I love you / Lief vir jou / Ngiya Kuthanda

Extend thumb, index finger and little finger (palm facing forward). This combines the alphabet letters of I, L and Y



Jelous / Jaloers / Umona

Make a "J" starting at the corner of the mouth.



Like Don't like / Hou van Hou nie van / Thanda Ungafuni

Like: Middle finger and thumbs pulls away from chest (nod head). Don't like : same sign but shake head to indicate don't.



Love / Lief / Thanda

Cross S-hands over chest and rock side to side slightly



Emotions & feelings

Proud / Trots / Ukuziqhenya

Hook thumbs of open-5-hands under your armpit. Push out your chest and show a proud face!



Sad / Hartseer / Dumala

Show a sad mouth. Move C-shape-fingers down mouth a little.



Scared / Bang / Ukusaba

Show a scared face. Hold claw-hands in front of your mouth. Twist wrists of claw-hands to and fro in quick, small movements.



Sick / Siek / Gula

Touch forehead and tummy simultaneously with middle fingers. Show an 'I feel sick' face.



Sore/Pain / Seer/Pyn / Ubuhlungu

Flick hands open and closed several times. To show a throbbing type motion.



Emotions & feelings

Sorry / Jammer / Nxese

Slide A-hand forwards and backwards on your lower cheek.



Thirsty / Dors / Ukoma

Show liquid going down your throat.
Move thumb and bend index finger down throat..



Tired / Moeg / Khathele

Move T-hands down simultaneously
on sides of body.




Upset / Ontsteld / Dumela

Pull claw-hand upwards at side of chest.



Worried / Bekommerd / Ukhathazekile

Circle claw-hand on chest. Show a worried face.



Family and people
Familie & mense
Umndeni & abantu

Aunt / Tannie / U-antie

Thumb of A-hand touches one side of chin then other side.



Baby / Baba / Ingane

Mimic rocking a baby. Swing arms gently from side to side.



Boy / Seun / Umfana

Move closed-5-hand from under armpit forward
OR pretend putting a cap on your head.



Family & people

Brother / Boetie / Ubhuti

Rub knuckles of A-hands (thumbs up) against each other several times.



Child / Kind / Ingane

Show the size of the child with flat hand (palm down). Lift or lower hand depending size of child.



Children / Kinders / Izingane

Show the sign for child but move hand to the side showing 1,2 or 3 children.



Cousin / Niggie/Nefie / Umzala

Move C-hand from one cheek to opposite cheek



Dad / Pa / Ubaba

Mimic twirling a moustache. Rub index finger down thumb (T-hand) at the side of mouth.



Family / Familie/ Umndeni

Show that family members are grouped together. Circle closed-5-hand above other closed-5-hand (fingertips facing each other).



Family & people

Friends / Vriende / Umngani

Mimic the handshake of friends. Clasp
B-hands and shake hands up and down.



Girl / Meisie/Dogter / Intombazane

Tap your shoulder with fingertips of claw-hand
OR show the skirt of a girl.



Grampa / Oupa / Umkhulu

Combine signs for 'old' and 'dad'.
Pull X-hand down cheek. Then sign 'dad'.



Granny / Ouma / Ugogo

Combine signs for 'old' and 'mom'.
Pull X-hand down cheek. Then sign 'mom'.



Man / Man / Indoda

Show the beard of a man. Start with X-hand at the chin, that moves down to a T-hand.



Family & people

Mom / Ma / Umama

Show the breasts of a mom. Slide B-hand (palm up) across body from one breast to the other.



Neighbours / Bure / Umakhelwane

Flip A-hand thumb to the left or to the right.



Nephew / Nefie / Umshana

Show N-hand at cheek, then H-hand in front of chest.



Niece / Niggie / Umshana

Show N-hand at cheek twice.



Family & people

People / Mense / Abantu

Move open-5-hands slightly forwards.



Person / Persoon / Umntu

Show the shape of a person. Move C-hand downwards.



Sister / Sussie / Usisi

Tap bridge of nose twice with X-hand.



Stepfather / Stiefpa / Usingababa

Link little fingers then show dad.



Stepmother / Stiefma / Nosingamama

Link little fingers then show mom.



Family & people

Uncle/ Oom / Umalume

U-hand touches right side of chin. Then U-hand touches left side of chin.



Woman / Vrou / Abesifazane

Show the breast of a women. Cup-hands moves over breast.



**Food, Fruit, Sweets & Treats,
Vegetables
Kos, Vrugte, Lekkernye &
Groente
Ukudla, Isithelo, Okumnandi
& Imifino**

Food / Kos / Ukudla

Mimic putting food into your mouth.



Beef / Vleis / Yenkomo

Sign "cow", then sign "meat" by squeezing the soft part of the flat hand.



Bread / Brood / Isinkwa

Show slices of bread. Move flat-hand up and down on other flat-hand. Or Mimic holding with C-hand and cutting the bread. (flat hand)



Cereal / Ontbyt graan / Iphalishi


Mimic pouring cereal out of the box.



Cheese / Kaas / Ushizi

Mimic grating cheese. Move open-5-hand (palm facing you) up and down other open-5-hand (palm facing in).

Or put open-5-hand on each other and twist the wrists several times.



Chicken / Hoender/ Inkukhu

Show the beak of a chicken or show a chicken pecking on the ground (T-hand onto flat-hand).



Curry / Kerrie / Ukhali

Show the burning sensation of curry. Wave flat-hand in front of mouth.



Egg / Eier / Iqanda

Mimic holding a boiled egg in closed-5-hand.
Mimic slicing off the top of the egg with No. 1 hand.




Fish / Vis / Inhlanzi

Show the swimming motion of a fish. Move hand to and fro in a wiggly motion.



Hamburger / Hamburger / I-bhega

Mimic holding and biting a hamburger with C-hands.



Hotdog / Worsrolletjie / I-hotdog

Mimic putting a sausage into the roll. First show hot then slam No.1 hand onto flathand and close hand.




Macaroni / Macaroni / Imakharoni

Move F-hand forward and backward from mouth.



Meat / Vleis / Inyama

Squeeze the soft part of flathand. OR pull cheek



Mutton / Skaap / Yemvu

Show the sign for sheep. Mimic shaving wool of sheep by moving V-hand up inner arm.



Pap / Pap / Ipapa

Mimic squeezing the pap with S-hand.



Pasta / Pasta / Pasta

Mimic eating pasta. Bring V-hand towards mouth from "bowl".



Pizza / Pizza / Pizza

Mimic putting a pizza slice into your mouth with B-hand.
Or Mimic holding a pizza box with Flat-hand at shoulder height.



Polony / Polonie / Upholoni

Hold your tongue with F-hand.




Pork / Vark / Ingulube

Show the round nose of pork with claw-hand. Move hand slightly forward. Then sign "meat" by squeezing the soft part of the flat hand.



Porridge / Pap / Iphalishi

Mimic stirring the porridge with V-hand. Keep C-hand still. V-hand makes a circular motion



Rice/ Rys / Ilayisi

Mimic scooping up rice. Twist R-hand inwards continuously in small movements on flat-hand from fingertips to palm.



Salad / Slaai/ Isaladi

Mimic mixing the salad. Move claw hands towards each other and up, and then away from each other.




Sandwich / Toebroodjie / Isandiwiji

Mimic closing the sandwich. Move top flat-hand onto bottom flat-hand.




Sausage / Wors / Isoseji

Show the shape of a sausage. C-hands move outwards and change into S-hands.



Spaghetti / Spaghetti / Isipagethi

Mimic eating spaghetti. Bring I-hands to mouth and make a slurping sound as if you're slurping up spaghetti.



Fruit / Vrugte / Isithelo

Twist F-hand at corner of mouth.



Apple / Appel / i-apula

Mimic eating an apple. Move C-hand up in front of mouth.



Avocado / Avokadopeer / Ukwatapheya

Mimic scooping the pip out half an avo. One cup-hand scoops the pip out of other cup-hand.



Banana / Piesang / Ibhanana

Mimic peeling a banana. Put fingertips of closed-5-hands together. Top hand peels the banana by twisting the wrist downwards. Repeat several times.



Berries / Bessies / Amajikijolo

Show the round shape of berries with F-hands.



Grapes / Druive / Amagilebhisi

Mimic holding a bunch of grapes with F-hand over cup-hand.



Kiwi / Kiwi / Kiwi

Spell "Kiwi": K I W I.



Mango / Veselperske / Mango

Mimic licking the pip of a mango. Move middle three fingers towards mouth.




Orange / Lemoen / Iwolintshi

Squeeze S hand next to mouth as if sucking the juice of an orange.



Peach / Perske / Ipetshisi

Show the soft skin of a peach. Cup-hand brushes over S-hand.



Pear / Peer / Ipheya

Show the shape of a pear. Soft claw-hand covers closed-5-hand (palm facing up). Move soft-claw-hand upwards.



Pineapple / Pynappel / Uphayinaphu

Show the leaves of a pineapple. Move flat hands out at an angle.



Strawberry / Aarbei / Ijikilolo

Move F-hand down in a circular motion.



Tomato / Tamatie / Utamatsisi

Show the sign for red (touch bottom lip with No. 1 finger). Then mimic holding a tomato in front of your mouth with claw-hand.



Watermelon / Waatlemoen / Ikhabe

Mimic eating a slice of watermelon. C-hands hold a slice of watermelon in front of your mouth. Then move C-hands together to the left and right.



Biscuit / Koekie / Ikhekhe

Show the round shape of a biscuit with C-shape fingers.



Butter / Botter / Ibhotela

Mimic spreading butter on bread. 'Spread' the butter with H-hand over other flat-hand.



Treats & drinks

Chips (Packet) / Skyfiles / Amashipsi

Mimic opening a packet of chips with F-hands. Then mimic taking a chip out of the packet with F-hand.



Chips (Hot) / Skyfiles / Amashipsi

First sign hot (flick No. 1 finger off forehead). Then mimic taking a chip out of the packet with F-hand.



Coffee / Koffie / Ikhofi

Mimic grinding coffee. Hold S-hands on top of each other. Make circular movements with top S-hand.



Coldrink / Koeldrank / Isibhuzo

Pull out middle finger from fist then slam flat hand onto fist.



Treats & drinks

Cupcake / Kolwyntjie / Amakhekhe asankomishi

Show the shape of a cupcake. Place claw-hand
onto flat-hand.



Hot chocolate / Warm Sjokolade / Itiye elinoshokholethi

Show hot then circle C-hand on flathand.



Ice / Ys / Iqhwa

Move index finger down chin.



Ice cream / Roomys / U-ayisikhilimu

Mimic licking an ice-cream. Move S-hand down your mouth several times. Lick your ice-cream!



Treats & drinks

Jam / Konfyt / Ujamu

Flick bent-V off back of C-hand.



Jelly / Jellie / Ujeli

Show the wobbly movement of jelly. Wobble claw-hands (palms facing down) to and fro.




Juice / Sap / Ijusi

Show a "J" then mimic drinking from a glass.



Milk / Melk / Ubisi

Mimic milking a cow. Open and close T-hands while moving them up and down alternately.



Treats & drinks

Milkshake / Melksommel / I-milkshake

Show the sign for milk. Then shake A-hand (thumb extended).



Peanut butter / Grondboontjie smeer / Ibhitela lamantongomane

Move thumb from back of teeth outwards.



Popcorn / Springmielies / Uphophukhona

Show the popping motion of popcorn. Shoot up No. 1 fingers of both hands while moving hands up and down alternately. Repeat several times.



Sugar / Suiker / Ushukela

Mimic sprinkling sugar with cup-hand.



Sweet / Lekker / Uswidi

Twist F-hand on cheek.



Treats & drinks

Tea / Tee / Itiye

Mimic dipping a teabag into a cup.
Hold F-hand above C-hand (cup).



Water / Water / Amanzi

Mimic the ripple effect of water. Move open-5-hands out to the sides while fluttering fingers.




Yoghurt / Jogurt / Iyogathi

Mimic eating yoghurt. Dip Y-hand into C-hand (container) and bring it to your mouth.
Lick your little finger!



Restaurant / Restourant / Indawo yokudla

Alternately bring V-hands to and from mouth.



KFC

Show the beard of the colonel.



Restaurants


Spur

Mimic being an indian. Pat flat-hand on mouth.



Steers

Show the horns of the buffalo.
Open- 5-fingers move from head
on a horn shape forward. Close hands.



Wimpy

Show "W" then show burger.



Vegetables / Groente / Okusamifino

Twist wrist of V-hand at corner of mouth



Bean / Boontjie / Ubhontshisi

Move F-hand forward in three distinct movements whilst mouthing the word.



Broccoli / Broccoli / Ibrokholi


Show the shape of a broccoli. Put closed-5-hand on top of No.1 finger.



Vegetables

Butternut / Botterskorsie / Ibhathanathi

Show the shape of a butternut. Hold fingertips of claw-hands together (palms facing each other). Then move top hand upward.



Cabbage / Kool / Iklabishi

Show the shape of the cabbage with claw-hands.



Carrot / Wortel / Izaqathe

Mimic eating a carrot. Move S-hand up and down next to mouth.



Cauliflower / Blomkool / Ukholifulawa

Put wrists of claw-hands together and flutter fingers.



Cucumber / Komkommer / Ikhukhamba

Show the shape of a cucumber. Move C-hands outwards (palms facing out).



Vegetables

Lettuce / Blaarslaai / Ulethisi

Show the shape of lettuce with soft claw-hand and flutter fingers.



Mealie / Mielie / Ummbila

Mimic eating a mealie. Move C-hands together to the right and together to the left.




Onion / Uie / U-anyanini

Show the effect of onion on eyes.
Move No.1 finger in a wavy motion down cheek as if it were a tear.



Pepper / Soetrissie / Upelepele

Show the colour of the pepper then show pepper. (Red or yellow or green)



Potato / Aartappel / Izambane

Mimic peeling a potato. Move X-hand upward over S-hand.



Vegetables

Pumpkin / Pampoen / Ithanga

Show the round shape of a pumkin. C-hands move forward and around.



Spinach / Spinasie / Isipinashi

Show strong!



Sweet potato / Soet patat / Ubhatata

Show sweet then potato



Home Tuis Ikhaya

Bed / Bed / Umbhede

Show the structure of the bed. Extended little finger and index finger of both hands.



Bin / Asblik / Kadoti

Move cup-hands inwards towards each other.



Blanket / Kombers / Ingubo

Show the position of a blanket over your body. Place B-hands on chest.



Bowl / Bak / Indishi

Show the shape of a bowl with cup-hands. Move cup-hands slightly round and upward.



Broom / Besem / Umshanelo

Mimic holding a broom and sweeping. Move S-hands forward simultaneously.



Carpet / Mat / Ukhaphethi

Show the shape of a carpet. Move hands out to sides.



Chair / Stoel / Isihlalo

Show the sign for sit. Bang A-hand (thumb up) onto flat-hand.



Clock / Klok / Ikilogo

Show the shape of a clock with C-fingers. Then hold No. 1 hand at an angle.



Couch / Bank / Usofa

Move S-hands over and down.




Cup / Koppie / Inkomishi

Mimic holding a cup (F-hand) and saucer (flat-hand).
Then move F-hand towards mouth.



Cupboard / Kas / Ikhabethe

Mimic opening a cupboard. Swing S-hands backwards and out to the sides.



Curtain / Gordyn / Ikhethini

Mimic opening curtains.
Move T-hands out to the sides.



Door / Deur / Umnyango

Put flat-hands against each other (palms facing you). Move the fingertips of front hand slightly back and forth (showing an open door).



Fan / Waaier / Ifeni

Show the turning motion of a fan. Make circular movements with No. 1 finger pointing upwards.



Fork / Vurk / Imfologo

Mimic putting your fork into food. Put W-hand into flathand.



Fridge / Yskas / Ifiliji

Show the sign for cold. Then mimic opening the fridge door with S-hand. Freezer is the same sign, but the intensity of signing cold is greater, showing that the freezer is very cold.



Hair brush / Borsel / Ibhulashi

Mimic brushing your hair.



Hairdryer / Haardroer / okokomisa izinwele

Mimic blow drying your hair. Move L-hand (hairdryer) up and down at side of head.



Kettle / Ketel / Iketela

Hold Y-hand in front of body.



Kitchen / Kombuis / Ikhishi

Mimic holding a big pot and stirring. Stir with top S-hand.



Knife / Mes / Ummese

Mimic cutting something. Cross No. 1 fingers. Move the top finger forwards and backwards several times.



Lamp / Lamp / Ilambu

Show "light" at side of body. Flick S-hand open into claw-hand.



Microwave / Mikrogolf / Imayikhrowevu

Show the rotation inside the microwave. Make small circular movements with No. 1 finger pointing upwards in front of chest.



Mirror / Spieel / Isibuko

Mimic looking into a mirror. Twist flat-hand slightly as you look at it.



Oven / Oond / Uhhavini

Mimic switching on an oven. Turn the knobs. Then mimic opening the oven door with S-hands.



Pan / Pan / Ipani

Mimic holding the handle of a pan.



Pillow / Kussing / Umcamelo

Mimic squeezing a pillow behind your neck. Open and close C-hands at sides of neck.



Plate / Bord / Ipuleti

Show the shape of a plate with C-fingers. Hands can be apart or closer together indicating the size of the plate.



Pot / Pot / Ibhodwe

Mimic holding the handles of a pot with A-hands.



Spoon / Lepel / Isipunu

Mimic eating with a spoon. Bring T-hand towards your mouth.



Stairs / Trappe / Izitebhiso

Mimic climbing stairs. Fingers of bent V-hand 'climb' the stairs. Move hand upwards at an angle as you "climb".




Stove / Stoof / Isitofu

Show the shape of the surface of the stove. Move flat-hands outwards then down. Then pretend turning knobs with T-hands.



Table / Tafel / Itafula

Show the shape of a table. Move flat-hands outward (palms facing down). Then move flat-hands down (palms facing each other).



Tap / Kraan / Umpompi

Mimic opening a tap by twisting wrists of claw-hand.



TV / TV / Umabonakude

Spell TV: T-hand followed by V-hand.



Washing machine / Wasmasjien / Umshini wokuwasha

First show the sign for wash. Then show the turning motion of the inside of a washing machine. Move No. 1 hand outward in big circles.



Window / Venster / Iwindi

Show the shape of a window. Draw a square with No. 1 fingers of both hands.



Manners
Maniere
Ukuleleka

Thank you / Dankie / Ngiyabonga

Put flat-hand on lower chin. Then move flat-hand away from chin (palm up). Just like blowing a kiss!



Pleasure / Plesier/ Injabulo

Little fingers of Y-hands brush over front of shoulders.



Please / Asseblief / Cela

Put flat-hand on lower chin. Then move hand away and change into A-hand. OR for babies: Rub chest with flat-hand in a circular motion.



Share / Deel / Isabelo

Mimic dividing/sharing things. Top flat-hand sweeps forward and out over bottom flat-hand several times .



Sorry / Jammer / Nxese


Slide A-hand forwards and backward on lower cheek.



Money
Geld
Imali

Bank / Bank / Ibhange

Mimic withdrawing money from the bank.
Pull cup-hand slightly backwards
(palm facing forward).



Buy / Koop / Thenga

Mimic handing money over. T-hand moves into
flat-hand



Cent / Sent / Isenti

Show the letter "C"



Cheap / Goedkoop / Ezishibhile

Show a decreasing motion. C index finger moves down onto thumb.




Expensive/ Duur / Ezibizayo

Flat-hand moves into neck.



Free / Gratis / Mahhala

Cross V-hand fingers. Then move them outwards.



Money / Geld / Imali

Mimic rubbing coins. Rub closed-5 fingers.



Rand / Rand / Irandi

Show the letter "R".



Save / Spaar / Qongelela

Cup hand slides towards you over flat-hand.
(Keep flat-hand still).



Money

20c

Show "2, 0, C"



R1,20

Show "1,R,2,0"



Months
Maande
Ukudukisa

Months set 1

January / Januarie / Umasingana

Make a double "J"



February / Februarie / Unhlolanja

Very slightly shake a "F"



March / Maart / Undasa

Make a "M"



April / April / Umbasa

Make an "A" (keep hand still)



May / Mei / Unhlaba

Make a "M" then a "Y"



Months set 1

June / Junie / Unhlangulana

Make a single "J"



July / Julie/ Untulikazi

Make a "J" then a "Y"



August / Augustus / Uncwaba

Make an "A" (twist wrist slightly)



September / September / Umandulo

Flick hand open



October / Oktober / Umfumu

Show an "O" (slightly circle hand)



Months set 1

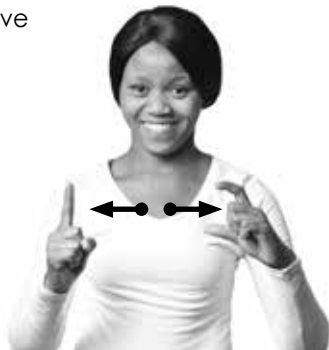
November / November / Ulwezi

Show a "N" twice



December / Desember / Uzibandlela

Make a "D" with C-hand and No.1. Then move hands apart.



January / Januarie / Umasingana

Middle finger touches forehead. Then Y-hand touches lower chin.



February / Februarie / Unhlolanja

Touch cheek with ring-, middle finger and thumb. Then touch cheek with flat-hand.



Months set 2

March / Maart / Undasa

Touch both sides of the front head with ring-, middle finger and thumb.



April / April / Umbasa

Draw an "a" around face with index finger.



May / Mei / Unhlaba

Mimic wiping nose with index finger and thumb.



June / Junie / Unhlangulana

Show a "J"



July / Julie / Untulikazi

Show a "J" then "Y"



Months set 2

August / Augustus / Uncwaba

Touch twice under chin with S-hand.



September / September / Umandulo

Touch both sides of head twice simultaneously with A-hands.



October / Oktober / Umfumfu

Circle face with "O"



November / November / Ulwezi

Brush H-hand up, down and up on cheek.



December / Desember / Uzibandlela

Show "L" under chin.



Nature, seasons & weather
Natuur, seisoene & weer
Imvelo, nezinkathi & isimo sezulu

Cloud / Wolk / Amafu

Show the shape of clouds. Circle claw-hands out to sides and up.



Cold / Koud / Ukubanda

Mimic shivering. Put A-hands (palms facing each other) on chest. Shake hands in and out quickly in small movements.



Fire / Vuur / Umlilo

Show the motion of the flames. Move open-5-hands up and down alternately and flutter fingers (palms facing you).



Flower / Blom / Imbali

Mimic smelling a flower. Place fingertips of closed-5-hand under one side of nose, then move it to other side. Make a sniffing sound!



Grass / Gras / Utshani

Flutter fingers as you move open-5-hands forward away from your chest.



Hail / Hael

Show the round shape of hael falling down.
F-hands move straight down alternatley.



Leaf / Blaar / Iqabunga

Show the shape of a leaf. Put tips of L-hand fingers together, then move hands apart and close fingers.



Nature

Lightning / Weerlig / Umbani

Show the shape of a lightening flash.
Draw zigzag with No.1 fingers.



Moon / Maan / Inyanga

Show the shape of the moon. Place fingertips together at side of head. Then move bottom hand down in an arch and close fingers.



Mountain / Berg / Intaba

Show the shape of mountain tops. Move cup-B-hand outwards in two arches.



Rain / Reen / Imvula

Show rain falling from the sky. Flutter fingers of open-5-hands as you move hands downward simultaneously.



Rainbow / Reënboog / Uthingo Iwenkosazana

Show the shape of a rainbow. Put fingertips of L-hands together at side of body. Top hand makes an arch (rainbow) over your head towards the other side of your body.



Rock / Klip / Itshe

Tap S-hand on top of flat-hand.



Sea / See / Ulwandle

Show the wavy movement of the sea. Move both open 5-hands forwards in a wavy motion.



Sky / Lug / Isibhakabhaka

Open 5-hands moves away from each other above head.



Snow / Sneeu / Amaqhwa

Show snow falling from the sky. Move F-hands down simultaneously in small and slow circular movements.



Star / Ster / Inkanyezi

Show the twinkling stars in the sky. Flick middle finger off thumb several times alternately.



Sun / Son / Ilanga

Show sun shining in the sky. Flick S-hand open above side of head.



Thunder / Donderweer / Ukuduma

Slightly bend open-5 hands at sides of head. Shake hands backwards and forwards to mimic the thundering noise.




Tree / Boom / Isihlahla

Show a tree in the ground. Place elbow onto flat-hand. Wave top open-5-hand to and fro showing the leaves and branches.



Water / Water / Amanzi

Mimic the ripple effect of water. Move open-5-hands outward while fluttering fingers.



Waterfall / Waterval / Impophoma

Show water falling down a cliff. Move open-5-hands up high and over.



Weather / Weer / Isimo sezulu

Open-5-hands moving left and right simultaneously.



Wind / Wind / Umoya

Show wind blowing. Move open-5-hands (palms facing each other) simultaneously to the left and right at an angle. Repeat this movement with a round, blowing mouth!



Seasons / Seisoene / Izinkathi Zonyaka

S-hand "slides" in and out in a no. 8 Shape



Summer / Somer / Ihlobo

Show the sign for "hot". Mimic wiping sweat of forehead. Flick No.1 finger of forehead.



Winter / Winter/ Ubusika

Show the sign for cold. Mimic shivering. Shake A-hands in and out quickly in small movements.



Spring / Lente / Intwasahlobo

Show the flower blooming. Closed 5-hand moves through C-hand and opens into open-5-hand.



Autumn / Herfs/ Ikwindla

Show the leaves falling from the trees. Move both F-hands down slowly as you slightly swing it left and right.



Occupations & places
Beroepe & Plekke
Imisebenzi & Izindawo

Occupations

Dentist / Tandards / Udoktela Wama Zinyo

Twist No. 1 finger on lower cheek.



Doctor / Dokter / Udokotela

Mimic putting a stethoscope on your chest.
Touch both sides of chest with closed 5-hand.



Fireman / Brandweerman / Isicishamlilo

Show the sign for fire. Flutter your fingers as you move open-5-hands up and down alternately. Then mimic holding a hosepipe and spraying water with C-hands.



Nurse / Verpleegster / Unesi

Show the badges on a nurse's uniform. Move U-hands over shoulders and outward.



Occupations

Pastor / Pastoor / Umfundisi

Show the collar around the pastors neck.
G-hands move out to the sides.



Policeman / Polisieman / Iphoyisa lesilisa

Show handcuffs of policeman. Tap S-hand wrists on top of each other OR show the badge on the policeman's hat. Put F-hand on forehead.



Teacher / Onderwyser / Uthisha

Mimic a teacher doing a lesson. Tap No. 1 finger once on your left and once on your right.



Traffic Officer / Verkeers beampte / Iphoyisa lomgwaqo

Mimic the hand and arm movements of the traffic officer. One flat-hand up and facing forward. Other flat-hand horizontal palm facing you. Then change hands.



Church / Kerk / Esontweni

Put hands together as if praying.



Farm / Plaas / Ipulazi

Claw-hand touches extended arm's hand then touches the middle of the arm.




Fire station / Brandweer stasie / Isikhungo sokuume umlili

Show "fire" then show "station". Fire: Flutter fingers open-5-hands as you move them up and down alternately. Station: S-hand circles forward.



Home/house / Tuis/huis / Ikhaya/Indlu

House: Show the roof of the house with B-hands. Or Home: Link F-hands



OR

Hospital / Hospitaal / Isibhedlela

U-hand index finger touches other top arm firmly then moves forward.



Places

Jail / Tronk / Ijele

Show the bars of the jail. Cross hands of open-5-hands then move hands out to sides.



Police station / Polisie stasie / Isiteshi samaphoyisa

Show the sign for "police" then show "station".
Police: show handcuffs or badge on hat. Station:
S-hand circles forward.



School / Skool / Isikole

Show book. Tap little fingers twice.



Shops / Winkel / Isitolo

Tap H-hands forwards and backward on each other.



Pronouns
Voornaamwoorde
Ukuphimisa

He / Hy / Yena

Index finger pointing towards someone.



I / Ek / Mina

Index finger pointing towards yourself.



Mine / Myne / Okwami

A-hand on chest.



Pronouns

Myself / Vuur / Umlilo

Index finger pointing upward on chest.



She / Sy / Yena

Index finger pointing towards someone.



That / Daardie / Ukuthi

Index finger pointing towards something.
Lean slightly forward.



They / Hulle / Bona

Swing index finger slightly in front of you (palm up).



This / Hierdie / Lokhu

Index finger pointing here close to you.



You / Jy / Wena

Index finger pointing to someone.



Your / Joune / Yakho

A-hand moves towards someone.



Question words
Vraag woorde
Imibuzo

How / Hoe / Kanjani

Flip open-5-hand over (palms down then palms up).



How far / Hoe ver / Kangakanani

Show "how" then show "far". Far: S-hand moves forward as you change your hand to point forward.



Question words

How long / Hoe lank / Kude Kangakanani

Show "how" then show "long". Long: B-hand moves from opposite shoulder to other shoulder.




How many / Hoe baie/ Kungaki

Show "how" then show "many". Many: Flutter fingers of open-5-hands as you move then out to the sides (palms facing you)



How much / Hoeveel / Malini

Show “how then show “much”. Much: mimic rubbing money with finger tips of closed-5-hand.



What / Wat / Ini

Slightly wave index finger at side of shoulder.



Question words

When / Waneer / Nini

Claw-hand fingers “gallops” over jaw.



Where / Waar / Kuphi

Move open-5-hands in and out.



Which / Watter / Yiphi

Twist Y-hand slightly from side to side (thumb and little finger moves up and down alternately).



Who / Wie / Bani

B-hand taps on chin.



Why / Hoekom / Kungani

Cross no.1 finger over chest.



Safety
Veiligheid
Ukuphepha

Careful / Versigtig / Qaphela

Rotate open-5 hands forward alternately (palms facing).



Dangerous / Gevaarlik / Ingozi

No.1 fingers pointing forward then flick them up quickly!



Don't / Moenie / Musa

Cross wrists of open-5-hands. Then move them out to the sides.



Electricity / Electrisiteit / Ugesi

Shows the "shape" of electricity. Bent V-hands move down in a zigzag motion



Fire / Vuur / Umlilo

Show the motion of flames. Move Open-5-hands up and down alternately and flutter your fingers.



Hot / Warm / Kuyashisa

Mimic wiping sweat of forehead. Flick no.1 finger off forehead.



Look / Kyk / Bheka

Show the eyes looking at something. Place V-hand fingers under eyes. Then point to at what you are looking at.



Plug / Muurprop / Ugesi

Mimic putting a plug into the wall. Move claw-hand away.



Poisonous / Giftig / Ezinobuthi

Cross wrist of bent-V-hands.



Private / Privaat / Yangasese

Cross wrists of B-hands.



Safe / Veilig / Ephephile

Slide cup-hand towards you over flat-hand.



Shock / Skok / Ukushaqeka

Show "plug" then shake hand to and fro as to show a shocking motion.



Stay together / Bly bymekaar / Uhlale ndawonye

Move open-5-hands together (palms forward).



Stop / Stop / Ima

Simultaneously move hands forward.



Traffic light / Verkeerslig / Ilobhothi

Show the lights flashing. Flick S-hand open (palm facing you)
x 3.



Sport
Sport
Ezemidlalo

Cricket / Krieket / Ikhilikithi

Mimic stopping a cricket ball with a bat. Move B-hand (fingertips down) slightly forward and down.



Fishing / Visvang / Ukudoba

Mimic throwing out a fishing line. Hold No. 1 hands one in front of the other. Then flick index fingers backward and forward twice.



Golf / Golf / Igalofu

Mimic swinging a golf club. Swing arms of T-hands from above shoulder across body and over other shoulder.



Gym / Gim / Ukugima

Mimic doing bicep curls. Bent elbows and move S-hands up and down in front of chest.



Hockey / Hokkie / Ihokhi

Mimic a hockey swing. Swing both arms of T-hands across body from one side to the other.



Netball / Netbal / Ibhola lomnqakiswa

Mimic throwing a netball ball.



Rugby / Rugby / Umbhoxo

Show a tackle. Smack the back of B-hand (fingers pointing down) into cup-hand.



Run / Hardloop / Gijima

Mimic the hand motion while running. S-hands swing back and forth alternately.



Soccer/Sokker/Unobhutshuzwayo

Hold wrist of S-hand. Move S-hand wrist up and down, keeping arm still.



Swim / Swem / Ukubhukuda

Mimic swimming breaststroke. Move Cup-hands forward and out in a circular motion.



Tennis / Tennis/ Inteneshe

Mimic serving in tennis. Move T-hand forward at side of head.



Toys
Speelgoed
Amathoyizi

Ball / Bal / Ibhola

Show the shape of a ball. Put fingertips of claw-hands together to form a round shape.



Blocks / Blokkies / Amabhulokhi

Form the shape of a rectangular block. Put fingertips of flat C-hands together in front of shoulder. Then move hands to the middle.



Book / Boek / Incwadi

Mimic opening a book. Put flat-hands together (palms touching). Then flap hands open (little fingers touching).



Crayons / Kryte / Amakrayoni

Mimic colouring a picture. First show C-hand (for crayon). Then move T-hand outward in a 'writing' motion.



Doll / Pop / Udoli

Mimic holding and rocking a sleeping baby.



Piano / Klavier / Uphiyano

Mimic playing the piano. Flutter fingers of open-5-hands to the sides and back to the middle.



Puzzle / Legkaart / Iphazili

Mimic building a puzzle. Move thumbs of A-hands downward alternately.



Slide / Glyplank / Isilayidi

Show a sliding motion. V-hand slides down B-hand.



Swing / Swaai / Uzwingi

Mimic swinging. Swing S-hands forward and backwards.

Repeat several times..



Toys / Speelgoed / Amathoyizi

Mimic playing with a toy car on the floor. Cup-hand moves in a wiggly motion the the other side.



Trampoline / Trampolien / Ittrampollini

Show the sign for jump. V-hand jumps up and down on flat-hand.



Transport Vervoer Ezokuthutha

Aeroplane / Vliegtuig / Ibhanoyi

Show a flying aeroplane. Move Y-hand in front and above head to other side.



Ambulance / Ambulans / I-Ambulensi

Show ambulance lights. Twist claw-hands (palms up) at sides of head. Make a "wow-wow" sound.



Bicycle / Fiets / Ibhayisekile

Mimic cycling. Make small circular movements with S-hands.



Transport

Boat / Boot / Isikebhe

Show the shape and movement of a boat.
Put cup-hands together and move hands
forward in small up and down movements.



Bus / Bus / Ibhasi

Move A-hands forwards and backwards at
sides of head alternately.



Canoe / Kano / Isikhebhe

Mimic rowing. Move S-hands in a circular motion
forwards alternately.



Car / Kar/motor / Imoto

Mimic holding a steering wheel and driving with S-hands. Make a “brum” sound.



Drone


Mimic handling a remote (T-hands). Then show the lift off of the drone.



Transport

Fire engine / Brandweerwa / Imoto yesicishamlilo

Show the sign for fire. Flutter open-5-hand fingers while you move hands up and down alternately. Then show the lights of the fire engine. Twist claw-hands (palms up) at sides of head. Make a “fee-fo” sound.



Helicopter / Helikopter / Indiza enophephela emhlane

Show the propeller of a helicopter. Put open-5-hand on No. 1 hand.



Hot air balloon / Warm lugballon

Hold claw-hands above each other (palm facing)
Move hands upwards together.



Motorbike / Motorfiets /Isithuthuthu

Mimic holding the handles of a motorbike
with S-hands. Twist wrists up and down
twice. Make a "brmm-brmm" sound.



Police car / Polisiekar / Imoto yamaphoyisa

Sign police. Put F-hand on forehead OR tap back
of S-hand wrists on each other, and then sign car.



OR



Sailboat / Seilboot / Isikebhe

Show the sail of a sailboat with vertical arm. Move both arms together forwards in a wavy motion.



Ship / Skip / Umkhumbi

Show the shape of a ship. Move flat-hands (palms facing each other) forward at an angle until fingertips touch.



Taxi / Taxi / Ikhumbi

Cross wrists of S-hands. Then flick no.1 fingers up.



Tractor / Trekker / Ugandaganda

Mimic holding a big steering wheel and driving.
Make a "brum" sound.



Train / Trein / Isitimela

Show the wheels of a train. Circle No. 3 hand shapes forwards and backwards simultaneously at sides of body. Make a "choo-choo" sound.



Truck / Trok/ Iloli

Show the shape of the back of a truck. C-hands touching each other front to back. Move back C-hand towards you.



Wheel / Wiel / Isondo

Show the turning motion of a wheel No.1 finger circles around B-hand.



Verbs & instructions
Werkwoorde & Instruksies
Izenzo & Imiyalelo

Verbs

Bath / Bad / Geza

Mimic washing your body. Move A-hands up and down on chest alternately.




Bite / Byt / Luma

Show a biting action on B-hand.



Break / Breek / Ikhefu

Mimic breaking a stick. 'Hold' the stick in S-hands. Then 'break' the stick by moving hands away from each other and down.



Brush / Borsel / Ibhulashi

Mimic holding a brush and brushing your hair with A-hand.



Verbs

Build / Bou / Akha

Mimic stacking things on top of each other. Smack B-hands (palms down) on top of each other several times.



Catch / Vang / Nqaga

Mimic catching a ball. Hold claw-hands in front of you. Then bring claw-hands toward you quickly and closing them a little.



Change / Ruil / Shintsha

Hold hold no.1 fingers together. Then change the position of No.1-fingers.



Chase / Jaag / Ukusukela

Show a chasing action. One No.1 finger chases other No.1 finger. Both hands move forward a little.



Verbs

Clean up / Opruim / Ukuqoqa

Show a sweeping movement. Sweep F-hand over flat-hand from wrist to fingertips.



Close / Maak toe / Vala

Show a gate closing. Move flat-hand onto back of other flat-hand (palms facing you).



Come / Kom / Woza

Move cup-hand towards your body a couple of times.



Cook / Kook / Pheka

Mimic stirring food in a pot. Make circular movements with top S-hand. Keep other arm still.



Cry / Huil / Khala

Show tears running down the cheeks. Move No. 1 finger down cheeks. Show a sad face!



Dance / Dans / Dansa

Show the swinging motion of someone dancing. Move F-hands to the left and right simultaneously in a swinging motion. OR V-hand swings over flat-hand.



Verbs

Dream / Droom / Iphupho

Show dreamy thoughts. Move F-hand away from head in a circular motion.



Drink / Drink / Phuza

Mimic holding a cup and drinking with C-hand.



Eat / Eet / Idla

Mimic putting food in your mouth with closed-5-hand.



Fall / Val / Ukuwa

Show a falling motion. V-hand falls off flat-hand.
V-hand now upside down.



Give / Gee / Nika

Mimic handing something over. Closed-5-hands moves forward and changes into open-5-hands.



Verbs

Go / Gaan / Hamba

Hold flat-hand infront of you (fingertips down). The flich hand up.



Hear / Hoor / Ukuzwa

Show the sound moving towards your ear.
Move V-hand towards ear and change into bent V-hand.



Help / Help / Siza

Put A-hand (thumb extended) on flat-hand. Then move both forward (help you) or backward (help me).



Hide / Wegkruip / Fihla

One cup-hand 'hides' behind other cup-hand (both palms facing you).



Hug / Druk / Ukwanga

Cross S-hands over chest and twist your body from side to side a little.



Verbs

Jump / Spring / Ukugxuma

Show the jumping motion on your hand.
V-hand 'jumps' up and down on flat-hand.



Know / Ken / Ukwazi

Show that there is knowledge in the brain. Cup-hand touches the temple several times.



Laugh / Lag / Hleka

Show the shape of a big smile. Move L-hand up and down in front of mouth.



Listen / Luister / Lalela

Show the sound moving towards your ear. Move V-hand towards ear and change into bent V-hand.



Look / Kyk / Buka

Show the eyes looking at something. Place V-hand fingers under eyes. Then point to at what you are looking at.



Open / Oop / Vula

Show a door opening. Flat-hand moves off and outward from back flat-hand.



Verbs

Paint / Verf / Ukupenda

Mimic painting. Brush B-hand fingertips up and down over flat-hand.



Play / Speel / Dlala

Swing Y-hands up and down in front of chest alternately.



Pray / Bid / Thandaza

Mimic praying. Put flat-hands together under chin.



Read / Lees/ Funda

Show the eyes reading a book. Move V-hand up and down over flat-hand several times.



Roll / Rol / Ukuphenduka

Roll No. 1 hands over one another in a big, circular motion.



Run / Hardloop / Gijima

Mimic the motion of arms while running. Swing S-hands backwards and forwards alternately.



Verbs

Search / Soek / Bheka

Move bent-V-hand in small circular motions in front of you. Watch your hand while doing this!



See / Sien / Ukubona

Point V-hand to what you are seeing.



Shout / Skree / Memeza

Show a loud noise coming from your mouth. Hold S-hand at side of mouth. Move hand forward away from mouth changing into open-5-hand.



Sign / Gebaar / Sayina

Show the hands moving when signing. Circle open-5-hands (palms facing each other) alternately forward.



Sing / Sing / Cula

Swing flat-hand back and forth over lower arm.



Verbs

Sit / Slt / Hlala

Bang A-hand (thumb up) onto flat-hand.



Sleep / Slaap / Lala

Mimic sleeping. Put flat-hands together on cheek.
Tilt head slightly and close eyes.



Smell / Ruik / Nuka

Mimic smelling an aroma. 'Wave' the aroma towards
your nose with. Repeat several times.



Stand/ Staán / Sukuma

Show the legs of someone standing.
Put V-hand on flat hand.



Start / Begin / Isiqalo

Cross wrists of S-hands then flick them open and outwards into open 5-hands.



Stop / Stop / Ima

Move flat-hands forward a little simultaneously.



Verbs

Swim / Swem / Ukubhukuda

Mimic swimming breaststroke. Move cup-hands forward and out in circular motions.



Tell / Vertel / Ukutshela

I tell you: L-hand thumb touches chin then moves forward. You tell me: L-hand moves towards you (thumb touches chest).



Throw / Gooi / Ukuphonsa

Mimic throwing something. Hold closed-5--hand above shoulder. Then change into open-5-hand as you move it forward.



Tickle / Kielie / Ukukitaza

Mimic tickling someone. Wiggle fingers of claw-hands). Smile mischievously.



Try / Probeer / Zama

Put No. 1 hand on cheek. Move hand forward and down a little off cheek.



Wait / Wag / Linda

Make circular movements with Y-hands simultaneously at sides of body.



Verbs

Wake up / Wakker / Vuka

Show eyes opening wide. Flick index finger and thumb open at sides of eyes.



Walk / Stap / Hamba

Show legs walking. V-hand (palm down) 'walks' forward.



Want / Wil hê / Funa

Move open-5-hand down chest. Palm strats facing chest, then flicks out to face the floor.



Wash / Was / Washa

Rub A-hands (palms facing each other) to and fro.



Work / Werk / Sebenza

Tap B-hands on each other at an angle.



Miscellaneous words
Verskeie woorde
Inhlanganisela yamagama

Cellphone / Selfoon / Umakhalekhukhwini

Mimic talking on a cellphone. Hold C-hand at ear.



Choose / Kies / Kheta

Mimic taking something. Pull G-hand towards you and close fingers.



Miscellaneous

Computer / Rekenaar / Ikhompyutha

C-hand bounces down other arm.



Divorce / Skei / Isehlukaniso

Cross No.1 finger then move them apart.



Dummy / Fopspeen / Idamu

Hold closed-5-hand in front of mouth.
Make a sucking sound.



Funeral / Begrafnis / Umngcwabo

B-hands moves downwards at an angle.



Hammer / Hammer / Isando

Mimic hitting with a hammer.



Miscellaneous

Homework / Huiswerk / Umsebenzi wesikole

Show the sign for “home” then sign “work”.



Keys / Sleutels / Ukhiye

Mimic turning a key with T-hand.



Nappy / Doek / Inabukeni

Show the strips of the nappy. Flat hands move onto hips.



Pen / Pen / Ipeni

Mimic writing with T-hand.



Miscellaneous

Radio / Radio / Umsakazo

Put claw-hand over ear and twist wrist several times.



Scissors / Skêr / Isikelo

Mimic cutting. V-hand opens and closes as you move hand to other side.



Tablet / Tablet / Ithabhulethi

Mimic working on tablet. Index finger of L-hand slides the "pages".



Wedding / Troue / Umshado

A-hand thumb brushes up on chest then show the veil. Flat-hands move down head at an angle.



Wetwipes / Nat lappies / Okokusulingane

Show the sign for “wet” then wipe flat-hand over palm of other flat-hand.



Basic conversations
Basiese gesprekke
Ingxoxo ejwayelekile

Hello

Move hand away from head



How are you?

Flat-hands move outwards and around and change into thumbs up!



Basic conversations

I'm fine



I'm learning sign language

Hand moves up from flat-hand. Sign: Make a forward circular motion with flat-hands (palms facing). Language: Ends in "L".



Basic conversations



sign



language

Basic conversations

Please sign again

Show please, then sign, Again: Tap U-hand in air



I didn't understand

S-hands opens as you move them over shoulders, and shake your head.



What's your name?

Your: A-hand towards person. Name: Drag G-hand over mouth. What: shake No.1 finger slightly.



Your



name



what?

What's your sign name?

Your: A-hand towards person. Sign Name: Circle I-hand halfway around face then move it off chin and touch other I-hand. What: shake No.1 finger slightly.



Your



sign



name



what?

Basic conversations

My sign name is

Sign: My sign name is (then show sign name)



Where do you live?

Sign "you live where" – Show "you" then "live": Cup-hands moves forward and over. Where: Shake open-5-hands slightly (palms up).



How old are you?

Old: Index finger brushes downwards over cheek. Then show "you"



Nice to meet you

Nice: U-hands brushes down cheek then over other cheek. Meet: Index-fingers move towards each other. Then show "you".



Basic conversations

Keep well



Have a good day

Have: Open-5-hand moves down and changes into closed-5-hand. Good: thumbs up. Day: Arm of No-1-finger moves onto other flat arm.



Have



good

day

I love you



Bye (good-bye)



My name is

My name...(Then finger spell your name).



Communication words

No

Shake S-hand wrist left and right.



Yes

Shake S-hand wrist up and down.



Soon

"G" hand makes small to and fro movements.



Later

Tip cup-hand over.



Now

Y-hands moves slightly downwards.



Communication words

Another time

Move cup-hand over and forward then touch "watch".



Again

Slightly tap U-hand up and down in the air.



Not yet

Twist wrist of cup-hand slightly backwards.



Vocabulary

Vocabulary

Animals

1. Ant
2. Bear
3. Bee
4. Bird
5. Buffalo
6. Bug
7. Butterfly
8. Cat
9. Chicken
10. Cow
11. Crab
12. Crocodile
13. Dog
14. Dinosaur
15. Dolphin
16. Duck
17. Elephant
18. Fish
19. Frog
20. Giraffe
21. Goat
22. Hadedda
23. Hippo
24. Horse
25. Lion
26. Lizzard
27. Monkey

- 28. Mouse
- 29. Octopus
- 30. Ostrich
- 31. Owl
- 32. Parrot
- 33. Peacock
- 34. Penguin
- 35. Pig
- 36. Pigeon
- 37. Rabbit
- 38. Rhino
- 39. Seal
- 40. Shark
- 41. Sheep
- 42. Snail
- 43. Snake
- 44. Spider
- 45. Squirrel
- 46. Tiger
- 47. Tortoise
- 48. Whale
- 49. Worm
- 50. Zebra

Bath Routine

- 1. Bath
- 2. Face cloth
- 3. Phoo
- 4. Shower

Vocabulary

5. Soap
6. Sponge
7. Tap
8. Toilet
9. Toilet paper
10. Toothbrush (Brush teeth)
11. Tooth paste
12. Towel
13. Wash hands
14. Wash hair (shampoo)
15. Wee- wee

Beach

1. Beach
2. Bucket
3. Sand
4. Sandcastle
5. Sea
6. Shell
7. Spade
8. Sunscreen
9. Sunglasses
10. Umbrella
11. Waves

Birthday

1. Balloon
2. Birthday
3. Cake
4. Candle
5. Cup Cake
6. Party
7. Present
8. Sweets

Clothes

1. Boots
2. Cap
3. Dress
4. Hat
5. Jacket
6. Jersey
7. Pajamas
8. Pants- shorts
9. Pants – trousers
10. Raincoat
11. Sandals
12. Shoes
13. Shirt – T-shirt
14. Shirt – long sleeve
15. Skirt
16. Slippers
17. Socks
18. Swimming costume
19. Underpants

Vocabulary

Colours

1. Black
2. Blue
3. Bright
4. Brown
5. Dark
6. Gold
7. Green
8. Grey
9. Light
10. Navy
11. Orange
12. Pink
13. Purple
14. Red
15. Silver
16. Sparkle
17. White
18. Yellow

Days and Calender

1. Monday
2. Tuesday
3. Wednesday
4. Thursday
5. Friday
6. Saturday
7. Sunday

- 8. Week
- 9. Weekend
- 10. Next week
- 11. Last week
- 12. Today
- 13. Yesterday
- 14. Tomorrow

- 15. Day
- 16. Month
- 17. Year
- 18. Term

- 19. Birthday
- 20. Holiday
- 21. Public Holiday

- 22. Morning
- 23. Night
- 24. Afternoon

Deafness

- 1. Audiologist
- 2. Cogglear
- 3. Deaf
- 4. Hard of hearing
- 5. Hearing aid
- 6. Hearing
- 7. Speech therapist

Vocabulary

Descriptions

1. Again
2. Bad
3. Beautiful
4. Big
5. Can
6. Can't
7. Careful
8. Clean
9. Closed
10. Cold
11. Dangerous
12. Delicious
13. Dirty
14. Done
15. Dry
16. Easy
17. Empty
18. Excellent
19. Fast
20. Fat
21. Finish
22. Friendly
23. Full
24. Fun
25. Funny
26. Gentle
27. Good
28. Handsome
29. Hard (to do)
30. Hard (object)

- 31. Heavy
- 32. Hot
- 33. In
- 34. Inside
- 35. Light
- 36. Loud
- 37. More
- 38. Naughty
- 39. Nice
- 40. Old
- 41. On/Off light
- 42. On/Off table
- 43. Open
- 44. Out
- 45. Outside
- 46. Pretty
- 47. Quiet
- 48. Rotten
- 49. Short
- 50. Slow
- 51. Small
- 52. Soft
- 53. Sticky
- 54. Stink
- 55. Sweet
- 56. Tall
- 57. Thin
- 58. Ugly
- 59. Warm
- 60. Wet
- 61. Young

Vocabulary

Emotions and feelings

1. Angry
2. Disappointed
3. Embarrassed
4. Emotional
5. Enjoy
6. Excited
7. Frustrated
8. Happy
9. Hate
10. Hungry
11. I love you
12. Jealous
13. Like / dislike
14. Love
15. Proud
16. Sad
17. Scared
18. Sick
19. Sore/Pain
20. Sorry
21. Thirsty
22. Tired
23. Upset
24. Worried

Family and people

1. Aunt
2. Baby
3. Boy
4. Brother

5. Child
6. Children
7. Cousins
8. Dad
9. Family
10. Friends
11. Girl
12. Grandfather
13. Grandmother
14. Man
15. Mom
16. Neighbor
17. Niece
18. Nephew
19. People
20. Person
21. Stepmother
22. Stepfather
23. Sister
24. Uncle
25. Woman

Food, fruit, treats, drinks and vegetables

1. Beef
2. Bread
3. Cereal
4. Cheese
5. Chicken
6. Curry
7. Egg
8. Fish

Vocabulary

9. Hamburger
10. Hotdog
11. Macaroni
12. Meat
13. Mutton
14. Pap
15. Pasta
16. Pizza
17. Poloni
18. Pork
19. Porridge
20. Rice
21. Salad
22. Sandwich
23. Sausage
24. Spaghetti

1. Apple
2. Avocado
3. Banana
4. Berries
5. Grapes
6. Kiwi
7. Mango
8. Orange
9. Peach
10. Pear
11. Pineapple
12. Strawberry
13. Tomato
14. Watermelon

1. Beans
2. Broccoli
3. Butternut
4. Cabbage
5. Carrot
6. Cauliflower
7. Cucumber
8. Lettuce
9. Mealie
10. Onion
11. Pea
12. Pepper (red green yellow)
13. Potato
14. Pumpkin
15. Spinach
16. Sweet Potato

1. Biscuit
2. Butter
3. Chips
4. Coffee
5. Cold drink
6. Cupcake
7. Hot chocolate
8. Ice
9. Ice cream
10. Jam
11. Jelly
12. Juice
13. Milk
14. Milkshake
15. Peanut butter

Vocabulary

16. Popcorn
17. Sugar
18. Sweets
19. Tea
20. Water
21. Yogurt

Places to eat

1. Restaurant
2. KFC
3. Spur
4. Steers
5. Wimpy

Home

1. Bed
2. Bin
3. Blanket
4. Bowl
5. Broom
6. Carpet
7. Chair
8. Clock
9. Couch
10. Cup
11. Cupboard
12. Curtain
13. Door
14. Fan
15. Fork
16. Fridge

17. Hair brush
18. Hairdryer
19. Kettle
20. Kitchen
21. Knife
22. Lamp
23. Microwave
24. Mirror
25. Oven
26. Pan
27. Pillow
28. Plate
29. Pot
30. Spoon
31. Stairs
32. Stove
33. Table
34. Tap
35. TV
36. Washing machine
37. Window

Manners

1. Thank you
2. Pleasure
3. Please
4. Share
5. Sorry

Vocabulary

Miscellaneous words

1. Adopted
2. Cell phone
3. Computer
4. Divorce
5. Dummy
6. Funeral
7. Hammer
8. Home work
9. Keys
10. Nappy
11. Pen
12. Radio
13. Scissor
14. Tablet
15. Wedding
16. Wet wipes

Money

1. Bank
2. Buy
3. Cent
4. Cheap
5. Expensive
6. Free
7. Money
8. Rand
9. Save
10. 20c
11. R1,20

Months

1. January
2. February
3. March
4. April
5. May
6. June
7. July
8. August
9. September
10. October
11. November
12. December

Nature, Seasons and weather

1. Cloud/Cloudy
2. Cold
3. Fire
4. Flower
5. Grass
6. Hail
7. Hot
8. Leaf
9. Lightening
10. Moon
11. Mountain
12. Rain
13. Rainbow
14. Rock
15. Sea

Vocabulary

16. Sky
17. Snow
18. Star
19. Sun/Sunny
20. Thunder
21. Tree
22. Water
23. Waterfall
24. Weather
25. Wind/Windy
26. Seasons
27. Summer
28. Winter
29. Spring
30. Autumn

Occupations

1. Dentist
2. Doctor
3. Fireman
4. Nurse
5. Pastor
6. Policeman
7. Teacher
8. Traffic Officer

Places

1. Church
2. Farm
3. Fire station

4. Home
5. Hospital
6. Jail
7. Library
8. Police station
9. School
10. Shops

Pronouns vocabulary

1. He
2. I
3. Mine
4. Myself
5. She
6. That
7. They
8. This
9. You
10. Your

Vocabulary

Question words

1. How
2. How far
3. How long
4. How many
5. How much
6. What
7. When
8. Where
9. Which
10. Who
11. Why

Safety (home and road)

1. Burn
2. Careful
3. Dangerous
4. Don't
5. Electricity
6. Fire
7. Hot
8. Look
9. Plug
10. Poisonous
11. Private
12. Safe
13. Shock
14. Stay together
15. Stop
16. Traffic lights

Sport

1. Cricket
2. Fishing
3. Golf
4. Gym
5. Hockey
6. Netball
7. Rugby
8. Running
9. Soccer
10. Swimming
11. Tennis

Toys

1. Ball
2. Blocks
3. Book
4. Crayons
5. Doll
6. Piano
7. Puzzle
8. Slide
9. Swing
10. Toys
11. Trampoline

Vocabulary

Transport

1. Airplane
2. Ambulance
3. Bicycle
4. Boat
5. Bus
6. Cano
7. Car
8. Drone
9. Fire engine
10. Helicopter
11. Hot air balloon
12. Motorbike
13. Police car
14. Sailboat
15. Ship
16. Taxi
17. Tractor
18. Train
19. Truck
20. Wheel

Verbs

1. Bath
2. Bite
3. Break
4. Brush
5. Build
6. Catch
7. Change

8. Chase
9. Clean up
10. Close
11. Come
12. Cook
13. Cry
14. Dance
15. Dream
16. Drink
17. Eat
18. Fall
19. Give
20. Go
21. Hear
22. Help me/you
23. Hide
24. Hug
25. Jump
26. Know
27. Laugh
28. Listen
29. Look
30. Open
31. Paint
32. Play
33. Pray
34. Read
35. Roll
36. Run
37. Search
38. See
39. Shout

Vocabulary

- 40. Sign
- 41. Sing
- 42. Sit
- 43. Sleep
- 44. Smell
- 45. Stand
- 46. Start
- 47. Stop
- 48. Swim
- 49. Tell
- 50. Throw
- 51. Tickle
- 52. Try
- 53. Wait
- 54. Wake up
- 55. Walk
- 56. Want
- 57. Wash
- 58. Work

