

# ON THE AIR TRAFFIC FLOW MANAGEMENT REROUTING PROBLEM (ATFMRP)

**Industry Representative:** Alex Somto Alochukwu

**Moderators:** Profs. Montaz Ali, Aderemi Adewumi & Ian Campbell



Africa Mgudlwa, Alice Nyanzi, Aliu Tajudeen, Frether Getachew,  
Salma Omer, Tedros Zeratsion, Thabang Lebese, Xichavo Vukeya

**MATHEMATICS IN INDUSTRY STUDY GROUP 2016**  
**UNIVERSITY OF THE WITWATERSRAND, JOHANNESBURG, SOUTH AFRICA.**

January 15, 2016

- 1 Air Traffic Flow Management Problem- Overview
- 2 Problem Formulation & Setup
- 3 Time-Space Network
- 4 The Air Traffic Management Rerouting Problem
- 5 Implementation & Results
- 6 Conclusion
- 7 References



- 1 **Air Traffic Flow Management Problem(ATFM)** is a set of strategic processes that reduce congestion problems and delays costs.
- 2 The fundamental **challenge** for ATFM arises when there is **system disruption**.
- 3 A major challenge encountered by air traffic managers is the problem of **finding optimal scheduling strategies that mitigates congestion as well as minimizes delay costs** when there is capacity reductions.
- 4 The problem of managing the air traffic so as to ensure safe and efficient flow of aircraft throughout the airspace is referred to as the **Air Traffic Flow Management Problem (ATFMP)**

- 1 How best can this problem be formulated to include rerouting options (**ATFMRP**) and other modeling variation?
- 2 Since there is disruption in the system, the big question that arises is how to formulate the problem to account for the uncertainties that are inherent in the system.
- 3 Is it possible to develop a model that is computationally less expensive in terms of handling large instances of data when considering ATFMRP?

- ① The Air Traffic Flow Management Rerouting Problem can be formulated as a
  - Mixed Integer Programming Model
  - Multi-Commodity Network Flow Model
  - Single-Commodity Network Flow model (suitable for sparse network):
- ② The multi-commodity network flow may not be applicable to Africa.
- ③ We are considering formulating the problem as a Single Commodity (Minimum Cost ) Network Flow Model with Network Simplex Method as the solution method (with continuous iteration).



- 1 Air Traffic Flow Management Problem- Overview
- 2 Problem Formulation & Setup
- 3 Time-Space Network
- 4 The Air Traffic Management Rerouting Problem
- 5 Implementation & Results
- 6 Conclusion
- 7 References

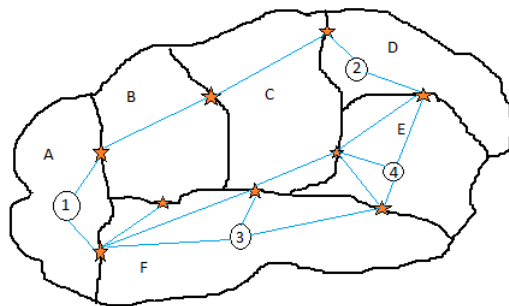


Figure: Illustrative Example: A geographical representation of an airspace



- 1 The airspace is divided into sectors with indication on the cross points
- 2 The airspace is transformed into graph network where the
  - Nodes represents airports or sectors
  - Sectors are transshipment nodes for which traffic flow
  - The edges are the possible routes from one sector to another
  - Each edge has corresponding travel time and the capacity of flights that is allowed at each time period.
- 3 Capacities of the airport/airspace vary with time

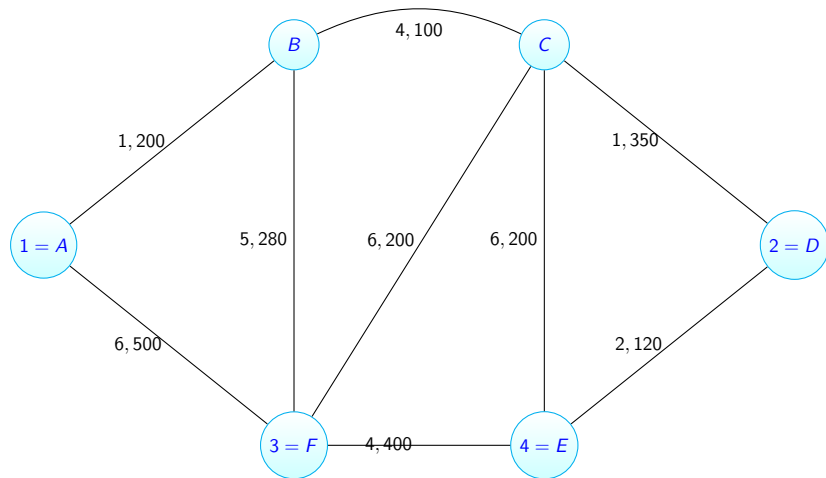


Figure: A graph representation of the airspace (Spatial Network)

- 1 Create a spatial network for any given information on flight schedules and routes.
- 2 Next, transform the spatial network into a time-space network with the nodes and edges representing vertex and arc respectively
- 3 The time horizon is divided into discrete time periods of equal length,
- 4 The different types of arcs as well as flows are specified

- 1 Air Traffic Flow Management Problem- Overview
- 2 Problem Formulation & Setup
- 3 Time-Space Network**
- 4 The Air Traffic Management Rerouting Problem
- 5 Implementation & Results
- 6 Conclusion
- 7 References

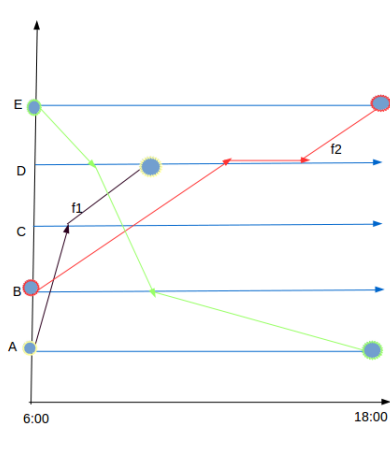


Figure: Illustration of a time-space network representation

# Time-Space Network Representation of Datasets

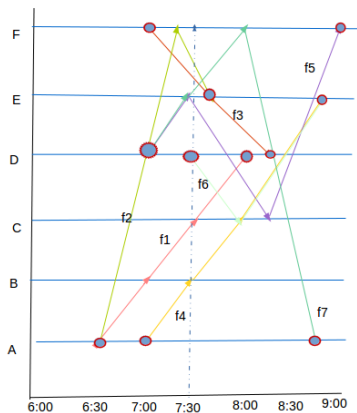


Figure: 7 flights, 4 airports and 6 sectors

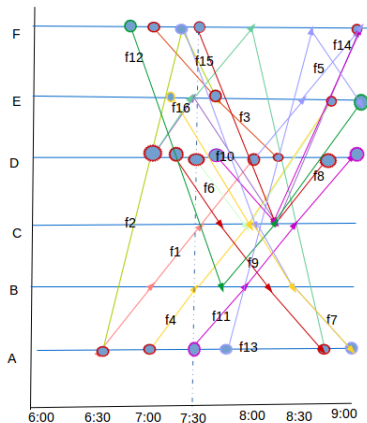


Figure: 16 flights, 4 airports and 6 sectors

- 1 Air Traffic Flow Management Problem- Overview
- 2 Problem Formulation & Setup
- 3 Time-Space Network
- 4 The Air Traffic Management Rerouting Problem**
- 5 Implementation & Results
- 6 Conclusion
- 7 References

- 1 Based on the given information, we assumed a system disruption at some time interval
- 2 The disruption can either be a route disruption or delay in the departure time
- 3 Next, we try to resolve the capacity imbalance in the system starting from the time interval the disruption occurs.
- 4 Rerouting takes place once there is a disruption
- 5 It is also possible reroute or delay a flight once the capacity is exceeded.



# The ATFM Rerouting Problem

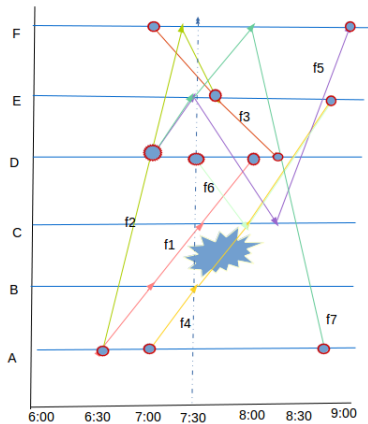


Figure: Illustrative Example: System Disruption



- 1 We proposed several approaches for incorporating the rerouting decision but only considered one in the implementation.
- 2 They include Dijkstra's algorithm, Sprague Grundy game approach, Enabled Search Methods (Neighbourhood and Tabu Search) with search moves (reroute or delay) etc
- 3 Constraint penalties and total cost incurred were also taken into consideration during the problem formulation.
- 4 A MATLAB data structure and code was created for the implementation of the artificially constructed flight schedule.

- 1 Air Traffic Flow Management Problem- Overview
- 2 Problem Formulation & Setup
- 3 Time-Space Network
- 4 The Air Traffic Management Rerouting Problem
- 5 Implementation & Results**
- 6 Conclusion
- 7 References

- ① Represent disruption as an increased arc cost.
- ② Cost function
  - Delay time
  - Constraint penalties
- ③ Search for improved solution:
  - ① Reroute disrupted flight:
    - Consider every possible alternative route.
    - Implement the highest saving move(route).
  - ② Create a set of “affected” flights.
  - ③ For every “affected” flight:
    - Consider every possible alternative route:
    - Consider delays: 1 periods and 2 periods.
    - Implement highest saving move.
- ④ Repeat step 3 until no more savings are achieved.

- Time Horizon - 02:30 hours (6 : 30am – 9 : 00am) discretized into 10 periods of 15 minutes each
- Flights = 7 and 16 flights respented as ( $F1 - F16$ )
- Sectors = 6 ( $A - F$ )
- Airports = 4 (1 – 4)
- The number of flight that can flow through an edge is either 1 or 2
- Disruption is assumed to occur on  $F4$  route
- The scheduled route for each flight is defined
- Conflicts in travel times

Flights	Etd	Origin	Sectors	Eta	Destination
F1	0	1(A)	ABCD	6	4(D)
F2	0	1(A)	AFE	5	5(E)
F3	2	6(F)	FCD	7	4(D)
F4	2	1(A)	ABCE	9	5(E)
F5	2	4(D)	DECF	10	6(F)
F6	4	4(D)	DCE	9	5(A)
F7	2	4(D)	DEFA	9	1(A)

Table 1: Flight Schedule for the small schedule.

Flights	Etd	Origin	Sectors	Eta	Destination
F8	4	1(A)	ABCD	9	4(D)
F9	3	1(A)	AFE	9	5(E)
F10	5	6(F)	FCD	10	4(D)
F11	4	1(A)	ABCE	10	5(E)
F12	1	4(D)	DECF	10	6(F)
F13	5	4(D)	DCE	10	5(A)
F14	6	4(D)	DEFA	10	1(A)
F15	3	4(D)	DEFA	10	1(A)
F16	3	4(D)	DEFA	10	1(A)

Table 2: Additional flight schedule to the small schedule (large schedule)



- 1 For the small schedule, F4 was the only rerouted flight from 1-2-3-5 to 1-2-6-5. Total delay increased by 15 minutes.
- 2 For the large schedule, flight 4 (F4) was rerouted from 1-2-3-5 to 1-2-6-5. Also, flight 8 (F8) departure time delayed by 30 minutes (2 times period).
- 3 For each test case, 4 capacities constraints were exceeded.



F	1	2	3	4	5	6	7
DT	0	0	30	30	30	60	30
AT	90	75	105	135	150	135	135
OA	1	1	6	1	4	4	4
DA	4	5	4	5	6	5	1
RO	1	1	6	1	4	4	4
	2	6	3	2	5	3	5
	3	5	4	3	3	5	6
	4	0	0	5	6	0	1
	0	0	0	0	0	0	0
	0	0	0	0	0	0	0

Table 3: Flight Schedule for the small schedule before rerouting.

F	1	2	3	4	5	6	7
DT	0	0	30	30	30	60	30
AT	90	75	105	135	150	135	135
OA	1	1	6	1	4	4	4
DA	4	5	4	5	6	5	1
RO	1	1	6	1	4	4	4
	2	6	3	2	5	3	5
	3	5	4	6	3	5	6
	4	0	0	5	6	0	1
	0	0	0	0	0	0	0
	0	0	0	0	0	0	0

Table 4: Flight Schedule for the small schedule after rerouting.

F	1	2	3	4	5	6	7	8	9	10	11	12	13	14	15	16
DT	0	0	30	30	30	60	30	60	45	75	60	15	45	90	45	45
AT	90	75	105	135	150	135	135	135	135	150	150	150	150	150	150	150
OA	1	1	6	1	4	4	4	6	4	4	1	6	1	4	6	5
DA	4	5	4	5	6	5	1	4	1	6	4	5	5	6	1	1
RO	1	1	6	1	4	4	4	6	4	4	1	6	1	4	6	5
	2	6	3	2	5	3	5	3	3	3	2	2	6	5	3	3
	3	5	4	3	3	5	6	4	2	6	3	3	5	6	2	2
	4	0	0	5	6	0	1	0	1	0	4	5	0	0	1	1
	0	0	0	0	0	0	0	0	0	0	0	0	0	0	0	0
	0	0	0	0	0	0	0	0	0	0	0	0	0	0	0	0

Table 5: Flight Schedule for the large schedule before rerouting.

F	1	2	3	4	5	6	7	8	9	10	11	12	13	14	15	16
DT	0	0	30	30	30	60	30	90	45	75	60	15	45	90	45	45
AT	90	75	105	135	150	135	135	165	135	150	150	150	150	150	150	150
OA	1	1	6	1	4	4	4	6	4	4	1	6	1	4	6	5
DA	4	5	4	5	6	5	1	4	1	6	4	5	5	6	1	1
RO	1	1	6	1	4	4	4	6	4	4	1	6	1	4	6	5
	2	6	3	2	5	3	5	3	3	3	2	2	6	5	3	3
	3	5	4	6	3	5	6	4	2	6	3	3	5	6	2	2
	4	0	0	5	6	0	1	0	1	0	4	5	0	0	1	1
	0	0	0	0	0	0	0	0	0	0	0	0	0	0	0	0
	0	0	0	0	0	0	0	0	0	0	0	0	0	0	0	0

Table 6: Flight Schedule for the large schedule after rerouting.

- 1 Air Traffic Flow Management Problem- Overview
- 2 Problem Formulation & Setup
- 3 Time-Space Network
- 4 The Air Traffic Management Rerouting Problem
- 5 Implementation & Results
- 6 Conclusion**
- 7 References



- 1 The algorithm reroutes the affected flight and thereafter improves the solution for the two example datasets.
- 2 Our neighbourhood search algorithm is:
  - a fast and effective method.
  - practical and applicable in an industrial setting.
- 3 The search could in future be guided using a Tabu Search strategy to get even better results.





- Thanks to MISG 2016 organizers for such a wonderful opportunity to be part of this year's workshop.
- Thanks to the industry representative and moderators for their meaningful contributions and assistance.
- Thanks to the group members for taking up the challenge of solving such a complex problem.





- 1 Air Traffic Flow Management Problem- Overview
- 2 Problem Formulation & Setup
- 3 Time-Space Network
- 4 The Air Traffic Management Rerouting Problem
- 5 Implementation & Results
- 6 Conclusion
- 7 References



-  Bertsimas, D., Guglielmo Lulli, S., Amedeo Odoni: The Air Traffic Flow Management Problem. An Integer Optimization Approach.
-  Bertsimas, D., Stock, S.: The Air Traffic Management Problem with Enroute Capacities. Operations Research 46, 406-422, (1998).
-  Bertsimas, D., Stock Patterson, S.: The Traffic Flow Management Rerouting Problem in Air Traffic Control: A Dynamic Network Flow Approach. Transportation Science 34, 239-255 (2000).
-  Helme, M.: Reducing air traffic delay in a space-time network. In: IEEE International Conference on Systems, Man and Cybernetics, vol. 1, pp. 236-242 (1992).