




UNIVERSITY OF THE
WITWATERSRAND,
JOHANNESBURG



FACTS & FIGURES

2019/2020

FACTS & FIGURES

2019/2020



Mission Statement

The mission is to grow its global stature as a leading research-intensive university and a gateway to research engagement and intellectual achievement in Africa. This it will achieve by building on the principles of intellectual excellence, international competitiveness and local relevance. As an institution built on principles of intellectual excellence, we are committed to providing high-quality, internationally competitive education, founded on high academic standards, cutting-edge research, public engagement, and productive partnerships with leading institutions throughout the world.



Vision Statement

Wits aspires to be a leading world-class research intensive university in Africa, firmly embedded in the international top league universities by 2022.



Wits at a Glance

The University of the Witwatersrand (Wits) is located in Johannesburg, South Africa.

*Wits is spread over **400 acres**, in Braamfontein and Parktown, has **11 libraries** and **18 residence halls** that hosts **6 486 beds**, accommodating **20% of the student population**.*

Wits is structured into 5 faculties comprising of 36 schools, over 30 service departments and 3 416 courses offered.

*Wits staff and students have access to **1 252 538 book volumes**, **228 190 print and electronic journal titles**, and **236 online databases**.*

*Wits has one of the largest independent and open access archives in South Africa - the Historical Papers Research Archive, with **3 439 collections**, some of which contain more than **2 000 archival boxes**. Its archival digital repository, based on AtoM, to date contains our archival inventories, which are fully searchable. Moreover, a number of these collections have been fully digitised, and now include **32 985 digital objects**, of which **29 830 are text documents** in multi page PDF format, and **3 154 are photographs**, as well as one audio file of Sol Plaatje's recording of Nkosi Sikelel' iAfrika, recorded in 1923.*

Wits has two commercial companies, Wits Enterprise and the Wits Health Consortium, offering opportunities for contract research, short courses and tailor-made business solutions for the public and private sectors.

2019 Summary

Student Data

Total Number of Student Headcount Enrolments	40 881
% Female	54.63%
% African (Black South African)	59.09%
% Postgraduate	36.26%
% International	9.42%

Academic Staff Data

Total Number of Full-Time Permanent Academic Employee Staff Headcounts	1 152
% Female	50.35%
% African (Black South African)	17.62%
% International	25.52%
% with PhDs	65.61%

Research Data

Total Number of A-Rated Researchers	29
-------------------------------------	----

Research Data (continued)

Total Number of Other NRF-Rated Researchers	428
Total Number of SARCHI Research Chairs	30
Total Number of Postdoctoral Research Fellows	195
Total Number of Research Outputs 2018	3 596

World University Rankings (WUR)

THE (Times Higher Education) WUR 2019	201-250
US News (Best Global Universities) 2019	197
Academic Ranking of World Universities (ARWU) [Shanghai Ranking] 2019	201-300
Center for World University Rankings (CWUR) 2019	254

Other Facts

Official Languages	English, IsiZulu and Sesotho
Total Number of Courses Offered	3 416
Total Number of Residences at Wits	18

Student Headcount

The student data in this brochure were extracted from the Higher Education Management Information System Model (HEMIS), which reflects the annual HEMIS student data submitted to the Department of Higher Education and Training (DHET). The 2019 student data presented are all preliminary HEMIS figures subject to auditing in 2020. The data include occasional students.

Student Headcount Enrolments

		Total Number and Percentage of Student Headcount Enrolments									
		2015		2016		2017		2018		2019	
Gender	Female	18 556	54.94%	20 467	54.65%	21 061	54.87%	22 015	54.65%	22 332	54.63%
	Male	15 220	45.06%	16 970	45.32%	17 311	45.10%	18 251	45.30%	18 452	45.14%
	Undisclosed Gender	1	0.00%	11	0.03%	8	0.02%	19	0.05%	97	0.24%
Total		33 776	100%	37 448	100%	38 380	100%	40 285	100%	40 881	100%
Race (Only South African students) and All International	African	17 413	51.55%	20 380	54.42%	21 663	56.44%	23 519	58.38%	24 158	59.09%
	Chinese	156	0.46%	144	0.38%	154	0.40%	149	0.37%	143	0.35%
	Coloured	1 315	3.89%	1 461	3.90%	1 490	3.88%	1 588	3.94%	1 620	3.96%
	Indian	4 327	12.81%	4 619	12.33%	4 655	12.13%	4 703	11.67%	4 744	11.60%
	White	7 128	21.10%	7 174	19.16%	6 719	17.51%	6 580	16.33%	6 358	15.55%
	Undisclosed Race	0	0.00%	0	0.00%	0	0.00%	0	0.00%	9	0.02%
	International	3 437	10.18%	3 670	9.80%	3 699	9.64%	3 746	9.30%	3 849	9.42%
Total		33 776	100%	37 448	100%	38 380	100%	40 285	100%	40 881	100%

Student Headcount Enrolments (continued)

		Total Number and Percentage of Student Headcount Enrolments (continued)									
		2015		2016		2017		2018		2019	
UG/PG	Undergraduate	21 864	64.73%	24 303	64.90%	24 621	64.15%	25 348	62.92%	24 916	60.95%
	Postgraduate	11 566	34.24%	12 733	34.00%	13 261	34.55%	14 056	34.89%	14 825	36.26%
	Occassional	346	1.02%	412	1.10%	498	1.30%	881	2.19%	1 140	2.79%
Total		33 776	100%	37 448	100%	38 380	100%	40 285	100%	40 881	100%
Faculty	Commerce, Law & Management	8 604	25.47%	9 253	24.71%	9 283	24.19%	9 848	24.45%	10 113	24.74%
	Engineering and the Built Environment	6 455	19.11%	7 172	19.15%	7 555	19.68%	8 021	19.91%	7 969	19.49%
	Health Sciences	5 639	16.70%	6 039	16.13%	6 237	16.25%	6 636	16.47%	6 881	16.83%
	Humanities	8 658	25.63%	9 885	26.40%	10 135	26.41%	10 350	25.69%	10 321	25.25%
	Science	4 421	13.09%	5 099	13.62%	5 170	13.47%	5 430	13.48%	5 597	13.69%
Total		33 776	100%	37 448	100%	38 380	100%	40 285	100%	40 881	100%
Postgraduate students	Doctoral Degree	1 816	15.64%	2 019	15.86%	2 143	16.16%	2 168	15.42%	2 325	15.68%
	Masters Degree	6 504	56.01%	7 127	55.97%	7 392	55.74%	7 679	54.63%	7 818	52.74%
	Honours Degree	1 646	14.17%	1 727	13.56%	1 830	13.80%	1 938	13.79%	2 140	14.44%

	Postgraduate Diploma/Certificate	1 646	14.17%	1 860	14.61%	1 896	14.30%	2 271	16.16%	2 542	17.15%
Total		11 612	100%	12 733	100%	13 261	100%	14 056	100%	14 825	100%

Graduates

		Total Number and Percentage of Graduates									
		2015		2016		2017		2018		2019	
Gender	Female	4 514	58.16%	4 947	57.53%	5 353	58.64%	5 646	58.57%	5 844	58.84%
	Male	3 247	41.84%	3 649	42.44%	3 774	41.34%	3 984	41.33%	4 080	41.08%
	Undisclosed Gender	0	0.00%	3	0.03%	2	0.02%	9	0.09%	8	0.08%
Total		7 761	100%	8 599	100%	9 129	100%	9 638	100%	9 931	100%
Race (Only South African students) and All International	African	3 613	46.55%	4 167	48.46%	4 585	50.22%	5 069	52.59%	5 276	53.12%
	Chinese	50	0.64%	40	0.47%	47	0.51%	40	0.42%	36	0.36%
	Coloured	285	3.67%	332	3.86%	353	3.87%	364	3.78%	417	4.20%
	Indian	1 016	13.09%	1 120	13.02%	1 161	12.72%	1 263	13.10%	1 366	13.75%
	White	2 012	25.92%	2 095	24.36%	2 058	22.54%	1 980	20.54%	1 859	18.72%
	Undisclosed Race	0	0.00%	0	0.00%	0	0.00%	0	0.00%	0	0.00%
	International	785	10.11%	845	9.83%	925	10.13%	923	9.58%	978	9.85%
Total		7 761	100%	8 599	100%	9 129	100%	9 638	100%	9 931	100%

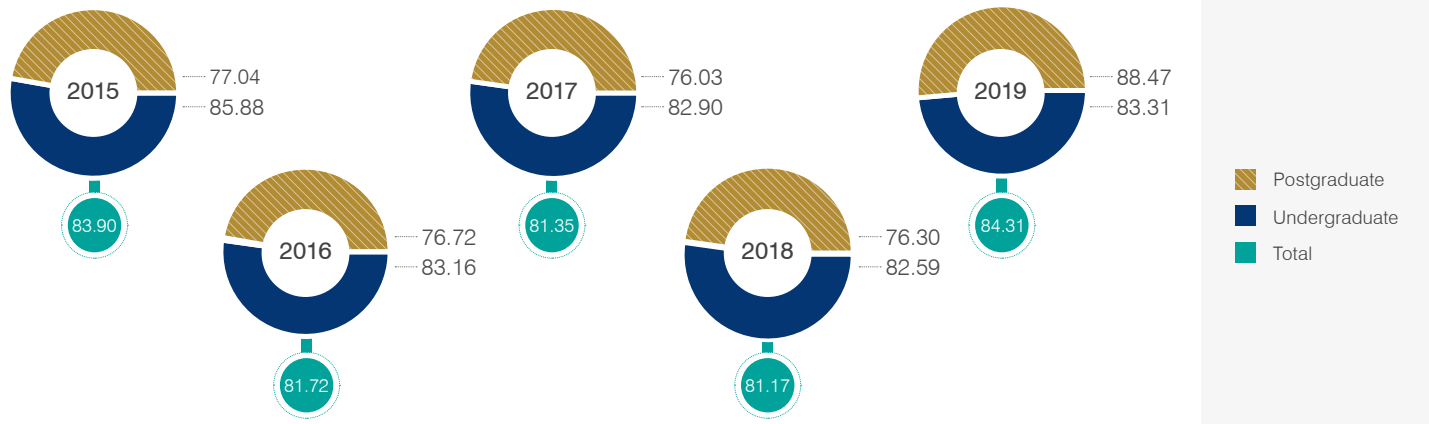
Graduates (continued)

		Total Number and Percentage of Graduates (continued)									
		2015		2016		2017		2018		2019	
UG/PG	Postgraduate	3 639	46.89%	4 119	47.90%	4 432	48.55%	4 720	48.97%	5 077	51.12%
	Undergraduate	4 122	53.11%	4 480	52.10%	4 697	51.45%	4 918	51.03%	4 854	48.88%
	Occassional	0	0.00%	0	0.00%	0	0.00%	0	0.00%	0	0.00%
Total		7 761	100%	8 599	100%	9 129	100%	9 638	100%	9 931	100%
Faculty	Commerce, Law & Management	2 350	30.28%	2 650	30.82%	2 632	28.83%	2 883	29.91%	2 943	29.63%
	Engineering and the Built Environment	1 192	15.36%	1 352	15.72%	1 316	14.42%	1 492	15.48%	1 491	15.01%
	Health Sciences	938	12.09%	1 095	12.73%	1 249	13.68%	1 296	13.45%	1 377	13.87%
	Humanities	2 121	27.33%	2 231	25.94%	2 613	28.62%	2 641	27.41%	2 777	27.97%
	Science	1 160	14.95%	1 271	14.78%	1 319	14.45%	1 326	13.76%	1 343	13.52%
Total		7 761	100%	8 599	100%	9 129	100%	9 638	100%	9 931	100%
Postgraduate students	Doctoral Degree	203	5.58%	228	5.54%	283	6.39%	280	5.93%	273	5.38%
	Masters Degree	1 227	33.72%	1 442	35.01%	1 714	38.67%	1 789	37.90%	1 741	34.29%

Honours Degree	1 294	35.56%	1 364	33.11%	1 405	31.70%	1 418	30.04%	1 633	32.16%
Postgraduate Diploma/Certificate	915	25.14%	1 085	26.34%	1 030	23.24%	1 233	26.12%	1 430	28.17%
Total	3 639	100%	4 119	100%	4 432	100%	4 720	100%	5 077	100%

Student Success Rates

Based on individual course enrolments, and is calculated as: the number of courses passed as a percentage of courses enrolled for.



Academic Staff Headcount

The academic staff data in this brochure were extracted from the Business Intelligence (BI) Human Resources (HR) Summary Model.

Full-Time Permanent Academic Employee Staff Headcounts

		Total Number and Percentage of Full-Time Permanent Academic Employees Staff Headcount									
		2015		2016		2017		2018		2019	
Gender	Female	519	47.83%	551	48.98%	554	49.73%	549	49.37%	580	50.35%
	Male	566	52.17%	574	51.02%	560	50.27%	563	50.63%	572	49.65%
Total		1 085	100%	1 125	100%	1 114	100%	1 112	100%	1 152	100%
Race (Only South African staff) and All International	African	136	12.53%	160	14.22%	176	15.80%	184	16.55%	203	17.62%
	Chinese	4	0.37%	4	0.36%	4	0.36%	2	0.18%	2	0.17%
	Coloured	44	4.06%	54	4.80%	54	4.85%	56	5.04%	61	5.30%
	Indian	96	8.85%	99	8.80%	107	9.61%	106	9.53%	108	9.38%
	White	508	46.82%	505	44.89%	484	43.45%	478	42.99%	484	42.01%
	International	297	27.37%	303	26.93%	289	25.94%	286	25.72%	294	25.52%
Total		1 085	100%	1 125	100%	1 114	100%	1 112	100%	1 152	100%

Rank	Professor	162	14.93%	166	14.76%	171	15.35%	176	15.83%	177	15.36%
	Associate Professor	216	19.91%	225	20.00%	212	19.03%	209	18.79%	231	20.05%
	Senior Lecturer	270	24.88%	276	24.53%	278	24.96%	303	27.25%	305	26.48%
	Lecturer	397	36.59%	421	37.42%	418	37.52%	393	35.34%	409	35.50%
	Associate Lecturer	34	3.13%	30	2.67%	25	2.24%	20	1.80%	19	1.65%
	Other	6	0.55%	7	0.62%	10	0.90%	11	0.99%	11	0.95%
Total		1 085	100%	1 125	100%	1 114	100%	1 112	100%	1 152	100%
Faculty	Commerce, Law & Management	179	16.50%	189	16.80%	200	17.95%	192	17.27%	221	19.18%
	Engineering and the Built Environment	152	14.01%	164	14.58%	161	14.45%	158	14.21%	158	13.72%
	Health Sciences	154	14.19%	164	14.58%	180	16.16%	190	17.09%	202	17.53%
	Humanities	332	30.60%	342	30.40%	314	28.19%	311	27.97%	316	27.43%
	Science	241	22.21%	241	21.42%	241	21.63%	242	21.76%	239	20.75%
	Other Divisions	27	2.49%	25	2.22%	18	1.62%	19	1.71%	16	1.39%
Total		1 085	100%	1 125	100%	1 114	100%	1 112	100%	1 152	100%

Academic Employee Staff with Full Time Equivalent Availability ≥ 50% Headcounts

		Total Number and Percentage of Academic Employee Staff Headcount with FTE Availability ≥ 50%									
		2015		2016		2017		2018		2019	
Gender	Female	789	51.47%	787	50.77%	764	50.20%	799	50.57%	823	50.87%
	Male	744	48.53%	763	49.23%	758	49.80%	781	49.43%	795	49.13%
Total		1 533	100%	1 550	100%	1 522	100%	1 580	100%	1 618	100%
Race (Only South African staff) and All International	African	208	13.57%	241	15.55%	270	17.74%	308	19.49%	321	19.84%
	Chinese	5	0.33%	5	0.32%	5	0.33%	4	0.25%	3	0.19%
	Coloured	57	3.72%	67	4.32%	67	4.40%	75	4.75%	84	5.19%
	Indian	145	9.46%	154	9.94%	148	9.72%	145	9.18%	155	9.58%
	White	736	48.01%	708	45.68%	663	43.56%	648	41.01%	648	40.05%
	International	382	24.92%	375	24.19%	369	24.24%	400	25.32%	407	25.15%
Total		1 533	100%	1 550	100%	1 522	100%	1 580	100%	1 618	100%
Rank	Professor	205	13.37%	216	13.94%	219	14.39%	226	14.30%	227	14.03%
	Associate Professor	238	15.53%	252	16.26%	236	15.51%	231	14.62%	255	15.76%
	Senior Lecturer	304	19.83%	307	19.81%	316	20.76%	344	21.77%	347	21.45%
	Lecturer	555	36.20%	569	36.71%	548	36.01%	530	33.54%	546	33.75%
	Associate Lecturer	203	13.24%	174	11.23%	171	11.24%	216	13.67%	210	12.98%

	Other	28	1.83%	32	2.06%	32	2.10%	33	2.09%	33	2.04%
Total		1 533	100%	1 550	100%	1 522	100%	1 580	100%	1 618	100%
Faculty	Commerce, Law & Management	263	17.16%	279	18.00%	278	18.27%	273	17.28%	302	18.67%
	Engineering and the Built Environment	209	13.63%	224	14.45%	228	14.98%	224	14.18%	227	14.03%
	Health Sciences	277	18.07%	282	18.19%	281	18.46%	319	20.19%	312	19.28%
	Humanities	456	29.75%	447	28.84%	420	27.60%	425	26.90%	435	26.89%
	Science	275	17.94%	271	17.48%	275	18.07%	278	17.59%	286	17.68%
	Other Divisions	53	3.46%	47	3.03%	40	2.63%	61	3.86%	56	3.46%
Total		1 533	100%	1 550	100%	1 522	100%	1 580	100%	1 618	100%

Academic Joint Staff Headcounts *The Joint Staff in this brochure refers to academic staff who have both teaching and hospital duties.*

		Total Number and Percentage of Academic Joint Staff Headcount									
		2015		2016		2017		2018		2019	
Faculty	Health Sciences	2 503	100.00%	2 503	100.00%	2 663	100.00%	2 579	100.00%	2 570	100.00%
	Science	1	0.00%	0	0.00%	0	0.00%	0	0.00%	0	0.00%
	Other Divisions	9	0.40%	2	0.00%	1	0.00%	0	0.00%	0	0.00%
Total		2 513	100%	2 505	100%	2 664	100%	2 579	100%	2 570	100%

Research Data

The research data in this brochure were derived from the Research Office and the HEMIS Model which are aligned with the University Research Reports. The 2018/2019 research data presented are all preliminary HEMIS figures subject to auditing in 2020. The research data has been verified against data from the National Research Foundation (NRF).

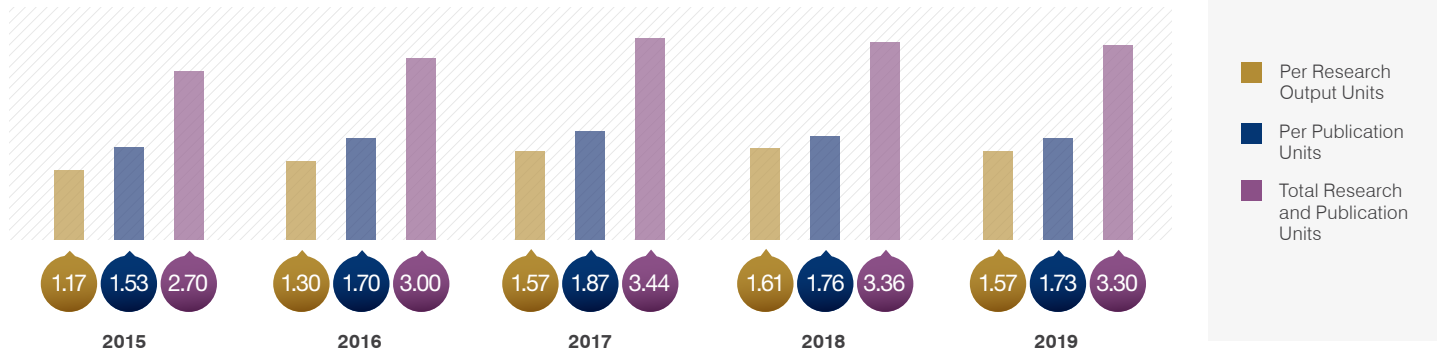
Research Output and Performance

			Total Number and Percentage of Research Outputs							
			2015		2016		2017		2018	
Total Research Outputs										
Faculty	Commerce, Law & Management	430	15.64%	509	15.88%	565	15.32%	550	15.29%	
	Engineering and the Built Environment	355	12.91%	380	11.85%	485	13.13%	463	12.87%	
	Health Sciences	665	24.18%	756	23.58%	914	24.76%	861	23.94%	
	Humanities	675	24.55%	740	23.08%	862	23.34%	807	22.45%	
	Science	558	20.29%	787	24.55%	843	22.83%	894	24.85%	
	Other Divisions	67	2.44%	34	1.05%	23	0.62%	22	0.60%	
Total		2 750	100%	3 206	100%	3 692	100%	3 596	100%	
Research Publication Units										
Faculty	Commerce, Law & Management	200	12.87%	211	11.58%	221	11.00%	242	12.88%	
	Engineering and the Built Environment	160	10.30%	177	9.71%	239	11.90%	225	11.99%	
	Health Sciences	428	27.55%	487	26.73%	584	29.04%	550	29.23%	
	Humanities	362	23.30%	427	23.44%	481	23.93%	410	21.81%	
	Science	335	21.56%	486	26.67%	462	22.98%	431	22.93%	
	Other Divisions	69	4.42%	34	1.87%	23	1.14%	22	1.17%	
Total		1 554	100%	1 822	100%	2 010	100%	1 880	100%	

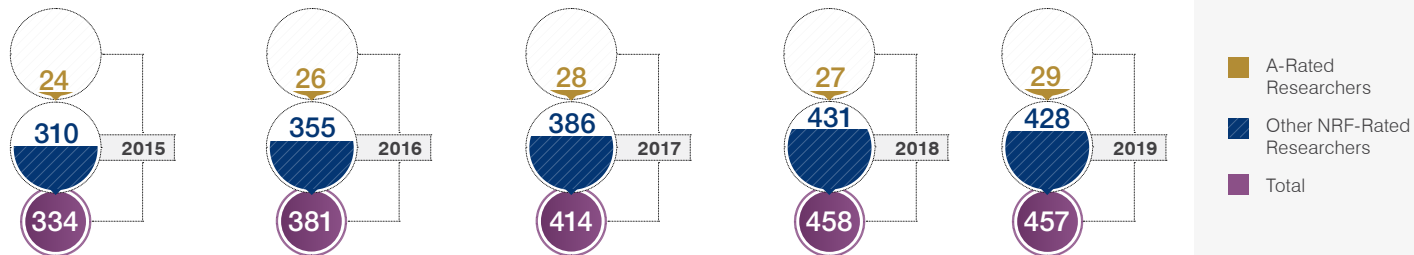
Postgraduate Research Output Units

Faculty	Commerce, Law & Management	230	19.19%	298	21.53%	345	20.49%	308	17.92%
	Engineering and the Built Environment	195	16.28%	203	14.67%	246	14.61%	237	13.83%
	Health Sciences	237	19.81%	269	19.44%	331	19.66%	311	18.14%
	Humanities	313	26.13%	313	22.62%	381	22.65%	397	23.15%
	Science	222	18.58%	301	21.75%	380	22.60%	463	26.96%
Total		1 197	100%	1 384	100%	1 681	100%	1 716	100%

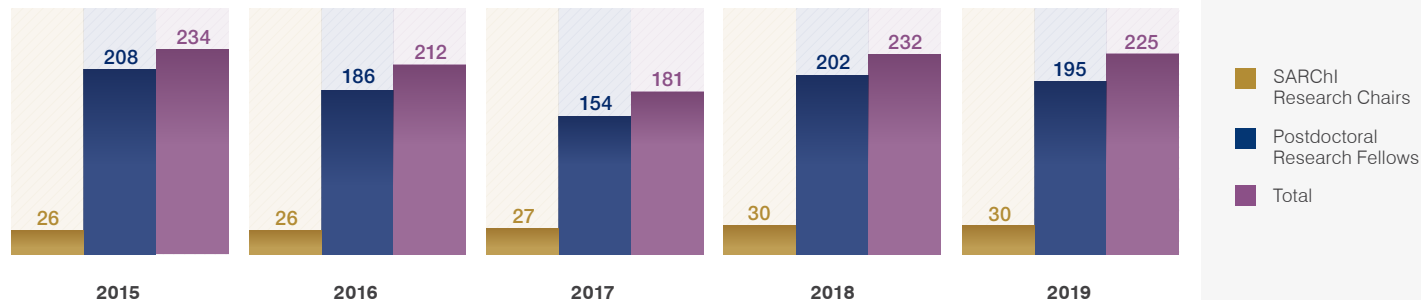
Permanent Academic Staff Ratios (FTE)



Total Number of NRF-Rated Researchers



Total Number of SARChI Research Chairs and Postdoctoral Research Fellows



Distinctly Wits

- Wits develops the high level scarce skills required to transform society, the economy and our collective futures, by 2025, postgraduate students will make up 45% of Wits' student body.
- Witsies are fearless in their pursuit of new knowledge and innovation, are critical thinkers, problem-solvers, pioneers of science and agents of change. They are valued for their independence and ingenuity; their fight against injustice; their pioneering work in advancing the humanities and the sciences; and their strength in advancing economic development.
- The University owns the Sterkfontein Cave in the Cradle of Humankind World Heritage Site, the Wits Rural Facility in Mpumalanga, Pullen Farm which is located 35km south east of Nelspruit, and half of a private teaching hospital, the Wits Donald Gordon Medical Centre.
- The Origins Centre, a world class international tourist site at Wits, includes exhibitions on the Khoisan and Rock Art and tells the unique story of humankind's creativity. The University also boasts one of the largest and most diverse groups of geoscientists in Africa.
- Wits offers a range of services to the disabled community. The Wits Disability Rights Unit is a model centre for higher education institutions that caters for disabled students, while the Centre for Deaf Studies offers support and education to caregivers and families of the Deaf. The Emthonjeni Centre offers speech and hearing therapy, counselling and psychotherapy to the public and acts as a practical training ground for students in this area.

Achievements

The **National Research Foundation** has **bestowed accolade** on the **School of Mining Engineering** by awarding a C2 rating to Professor Rudrajit Mitra.

The **global standing** of the School of Mining Engineering has been boosted by another step up in the QS World University Rankings. **The Wits School of Mining Engineering** is the only mining school on the African continent to feature **in the top 50 Mining Schools Worldwide (13th place in 2019)**.

The **Wits Medical School** is **one of the best on the continent** and, through the Wits Donald Gordon Medical Centre, we train **more specialists and sub-specialists than any other university** in southern Africa.

Wits **flutist and music tutor, Khanyisile Mthetwa** has been **awarded the 2019 Myrna Brown International Scholarship** valued at \$3 000 by the National Flute Association of America (NFA). **She performed at the 47th Annual National Flute Association Convention** as part of winning the scholarship.

Africa's first Chair in Digital Business has been **established at the Wits Business School** through an initial five-year funding commitment from Telkom.

Tamlyn Naidu, a PhD candidate in the School of Chemical and Metallurgical Engineering at Wits, **was named the international winner of the 2019 Young Persons' World Lecture Competition** held in London on 10 October 2019.

Wits students in the School of Electrical and Information Engineering (EIE), including **Anita de Mello Koch** and **Kaamilah Desai**, from the School of Computer Science and Applied Mathematics (CSAM) **won various awards at the Centre for High Performance Computing (CHPC)'s 12th National Conference** hosted in Cape Town in December 2019.

In 2019, **the work of Wits University's Drama for Life (DFL)'s was recognised** in Social Transformation in the Education and Skills Development category for bringing about positive change in society and Gauteng communities through their programmes. It **won a bronze award at the Gauteng Premier's Service Excellence Awards.**

In 2019, two Wits staff members, **Prof. Yusuf Veriava** and **Prof. Thokozani Majozi** **added to the 19 Wits Alumni and Staff** who have been **awarded prestigious National Orders** by the President for their continuing contribution to science, art and medicine in the country. **This brought Wits to a total of 21 National Orders.**

Nokwazi Mphuthi, a PhD candidate in the School of Physics, **won the US award for the Best Emerging Research Journal Article.**

The **Royal society of Chemistry** **admitted NRF A-Rated Professor Roger Sheldon** as an **honorary fellow.**



Sports Highlights

In **2019**, Wits had **over 13 200 members registered** in its **more than 35 active sport clubs**.

WITS Football Women finished **3RD** 

at **University Sports South Africa (USSA) Football in December 2019** (Qualifying for Varsity Football for the first time and also attained the award for USSA Football Team of the Tournament).

The **Rugby Team** were the **2019 Pirates Grand Challenge Champions** for the first time since 1967.



WITS Football Men were the **World Elite University Football Tournament Finalists** in China.



Basketball Men won bronze at the 2019 Varsity Basketball tournament.



Basketball Women won gold at the 2019 Sasol North-West University Vaal Senior Tournament.



Hockey Men and Women were the **2019 Premier League Champions.**



The Tang Soo Do Team collected
a total of **129 medals between the**
1st August 2018 and 30th July
2019 in multiple national tournaments.



32 Bronze



48 Silver



49 Gold



WITS Sport has hosted 5
University Sports South Africa (USSA)
Tournaments: Rugby, Hockey, Chess,
Gymnastics and Football.

Netball qualified for the USSA
Premier League after three years of
participating in the **B section of**
USSA Netball.

Arts & Culture

- The University boasts 14 museums and two art galleries housing a variety of rare and valuable artworks. Visit: www.wits.ac.za/campus-life/arts-and-culture/
- Wits Art Museum is a custodian of some 9 000 works of art, which is the one of the largest and most fascinating collections of African art. The internationally renowned collections are currently available to researchers and students by appointment.
- In May 2019, the Wits Choir celebrated 25 years of excellence under the direction of Dalene Hoogenhout.
- The Wits campus has a wealth of cultural sites to visit including the Planetarium, the Origins Centre, the Bleloch Geological Museum, the Life Sciences Museum and the James Kitching Gallery in the Palaeosciences Centre.
- Wits' fossil vault and underground chamber hold some of the world's priceless faunal, floral and hominid palaeo treasures.
- The Alder Museum of Medicine, the Brebner Museum, the Hunterian Museum of Anatomy and the Museum of Obstetrics and Gynaecology are based in Parktown.
- New, experimental work is always explored at the Wits Theater complex, side by side with the best professional talent on the continent.
- The Fassler Gallery and the Anthropology Museum provides unique educational experiences.

Global Rankings

World University Rankings		2015	2016	2017	2018	2019
ARWU (Academic Ranking of World Universities) [Shanghai Ranking]	Academic Ranking of World Universities	201 – 300	201 – 300	201 – 300	201 – 300	197
	Ranking in South Africa	1 – 2	1 – 2	1	1	1
	Rankings in Africa	1 – 2	1 – 2	1	1	1
CWUR (Center for World University Rankings)	Center for World University Rankings	149	176	181	181	254
	Rankings in South Africa	1	1	1	1	2
	Rankings in Africa	1	1	1	1	2
THE (Times Higher Education)	THE World University Rankings	251 – 275	201 – 250	182	251 – 300	201 – 250
	Ranking in South Africa	2	2	2	2	2
	Rankings in Africa	2	2	2	2	2
	THE Emerging Economies Rankings	14	6	8	12	11
	THE Alma Mater Index: Global Executives Rankings 2017	Wits is positioned 54th among the world's top 100 universities from which Fortune 500 CEOs graduated, the only African university in this ranking.				
US News (Best Global Universities)	US News (Best Global Rankings)	-	-	-	-	197
	Ranking in South Africa	-	-	-	-	2
	Rankings in Africa	-	-	-	-	2

NOTE: QS Rankings have not been included since they do not meet the university's strategic objectives and their results are considered as an outlier in comparison to the other World University Rankings.

Faculties and Schools

Organisation of Faculties and Schools		
1	Faculty of Commerce, Law and Management	<ul style="list-style-type: none">School of AccountancySchool of Economics and FinanceSchool of Business SciencesSchool of LawGraduate School of Business Administration (Wits Business School)Wits School of Governance
2	Faculty of Engineering and the Built Environment	<ul style="list-style-type: none">School of Architecture and PlanningSchool of Civil and Environmental EngineeringSchool of Chemical and Metallurgical EngineeringSchool of Construction Economics and ManagementSchool of Electrical and Information EngineeringSchool of Mechanical, Industrial and Aeronautical EngineeringSchool of Mining Engineering
3	Faculty of Health Science	<ul style="list-style-type: none">School of Anatomical SciencesSchool of Clinical Medicine

Organisation of Faculties and Schools (continued)

3	Faculty of Health Sciences	School of Oral Health Sciences School of Pathology School of Physiology School of Public Health School of Therapeutic Sciences
4	Faculty of Humanities	Wits School of Arts Wits School of Education School of Human and Community Development School of Literature, Language and Media School of Social Sciences
5	Faculty of Science	School of Animal, Plant and Environmental Sciences School of Chemistry School of Computer Science and Applied Mathematics School of Geography, Archaeology and Environmental Studies School of Geosciences School of Mathematics School of Molecular and Cell Biology School of Physics

Additionally, Wits also have 3 academic centers namely:

i. Centre for Health Science Education

ii. Centre for Postgraduate studies and Research Office

iii. Wits Plus (BA for the World of Work)

Research Institutes and Units

	Research Institutes	Director	Home Faculty / Division	School
1	Wits Reproductive Health and HIV Institute	Prof. VH Rees	Health Sciences	Clinical Medicine
2	Wits Research Institute for Malaria	Prof. M Coetzee	Health Sciences	Pathology
3	Wits Institute for Social and Economic Research	Prof. S Nuttall	Humanities	Social Sciences
4	Society, Work and Development Institute	Dr P Naidoo	Humanities	Social Sciences
5	Economic Geology Research Institute	Prof. J Kinnaird	Science	Geosciences
6	Materials Physics Research Institute	Prof. E Sideras-Haddad	Science	Physics
7	Molecular Sciences Institute	Prof. D Brady	Science	Chemistry

Research Institutes		Director	Home Faculty / Division	School
8	Rock Art Research Institute	Prof. D Pierce	Science	Geosciences
9	Evolutionary Studies Institute	Prof. M Bamford	Science	-
10	Global Change and Sustainability Research Institute	Prof. Bob Scholes	DVC (Research)	-
11	Sydney Brenner Institute for Molecular Bioscience	Prof. M Ramsay	Health Sciences	Pathology
12	Wits Mining Research Institute	Prof. F Cawood	Engineering and the Built Environment	Mining Engineering
13	Wits Cities Institute	Prof. N Murray	Engineering and the Built Environment	Architecture and Planning
14	Mandelstam Institute for Theoretical Physics	Prof. JAP Rodrigues	Science	Physics

Research Units		Director	Home Faculty / Division	School
1	Ancient Cognition and Culture in Africa	AssPro Y Sayed	Science	Molecular and Cell Biology
2	Ancient Cognition and Culture in Africa	Prof. L Wadley	Science	GAES
3	Carbohydrate and Lipid Metabolism Research	Prof. F Raal	Health Sciences	Clinical Medicine
4	Cardiovascular Pathophysiology and Genomics Research	Prof. G Norton	Health Sciences	Physiology

5	Clinical HIV Research	Prof. I Sanne	Health Sciences	Clinical Medicine
6	Effective Care Research	Prof. GJ Hofmeyr	Health Sciences	Clinical Medicine
7	Empilweni Services and Research	Prof. AH Coovadia	Health Sciences	Clinical Medicine
8	Flow Research	Prof. BW Skews	Engineering and the Built Environment	Mechanical Engineering
9	Health Communication Research	Prof. J Watermeyer	Humanities	Human & Community Development
10	Hepatitis Virus Diversity Research	Prof. A Kramvis	Health Sciences	Clinical Medicine
11	HIV Pathogenesis Research	Prof. M Papathanasopoulos	Health Sciences	Pathology
12	Human Variation and Identification Research Unit	Prof. M Steyn	Health Sciences	Anatomical Sciences
13	Maternal, Adolescent and Child Health Research	Prof. J Smit	Health Sciences	Clinical Medicine
14	Antiviral Gene Therapy Research*	Prof. PB Arbuthnot	Health Sciences	Pathology
15	Developmental Pathways for Health Research*	Prof. SA Norris	Health Sciences	Clinical Medicine
16	Respiratory and Meningeal Pathogens Research*	Prof. S Madhi	Health Sciences	Pathology
17	Rural Health in Transition Research*	Prof. SP Tollman	Health Sciences	Public Health
18	Perinatal HIV Research	Dr N Martinson (Acting)	Health Sciences	Clinical Medicine
19	Priority Cost Effective Lessons for Systems Strengthening	Prof. K Hofman	Health Sciences	Public Health

Research Units		Director	Home Faculty / Division	School
20	Pulmonary Infections Research	Prof. C Feldman	Health Sciences	Clinical Medicine
21	Wits Advanced Drug Delivery Institute	Prof. V Pillay	Health Sciences	Therapeutic Sciences
22	Protein Structure-Function Research Unit	Prof. HW Dirr	Science	Molecular and Cell Biology
23	Applicable Analysis and Number Theory Research Unit	Prof. A Knopfmacher	Science	Mathematics

** Joint Wits/Medical Research Council entities*

Research Groups		Director	Home Faculty / Division	School
1	Brain Function Research Group	Prof. A Fuller	Health Sciences	Physiology
2	African Ecology and Conservation Biology Research Group	Prof. F Parrini	Science	APES
3	Wits Institute for Sport and Health	Prof. B Olivier	Health Sciences	Therapeutic Sciences
4	Wits Research Institute in Malaria	Prof. M Coetzee	Health Sciences	Pathology
5	Centre for Applicable Analysis & Number Theory Research	Prof. A Knopfmacher	Science	Mathematics
6	Centre in Water Research and Development	AssPro C Sheridan	Engineering and the Built Environment	Chemical and Metallurgical Engineering

7	Economic Geology Research Institute	AssPro C Sheridan	Science	Geosciences
8	Materials Physics Research Institute	Prof. E Sideras-Haddad	Science	Physics
9	Molecular Sciences Institute	Prof. D Brady	Science	Chemistry
10	Rock Art Research Institute	Dr D Pierce	Science	Geography, Archaeology and Environmental Studies
11	Southern Centre for Inequality Studies	Prof. E Webster	Commerce, Law and Management	-
12	Wits Institute for Data Science	Prof.T Celik	Science	Computer SC and App maths

	Research Centres	Director	Home Faculty / Division	School	CoE Funders
1	African Centre for the Study of the United States	Prof. G Khadiagala	DVC (Research)	-	-
2	Antiviral Gene Therapy*	Prof. P Arbuthnot	Health Sciences	Physiology	ANDI
3	Centre for High Voltage Engineering	Prof. C Gomes	Engineering and the Built Environment	E&I Eng	-
4	Biomedical TB Research (Joint with UCT and SU)	Prof. B Kana – Wits Node	Health Sciences	-	-
5	DSI-NRF CoE for Integrated Mineral and Energy Resource Analysis (Joint with UJ) *	Prof. J Kinnaird - Wits Node	Science	Geosciences	DSI/NRF

	Research Centres	Director	Home Faculty / Division	School	CoE Funders
6	DSI-NRF CoE in Biomedical Tuberculosis Research *	Pro. B Khana	Health Sciences	Pathology	-
7	DSI-NRF CoE in Human Development *	Prof. L Richter	DVC (Research)	DVC (Research)	DSI/NRF
8	DSI-NRF CoE in Mathematical and Statistical Sciences *	Prof. F Mahomed	Science	Mathematics	DSI/NRF
9	DSI-NRF CoE in Palaeosciences *	Prof. BS Rubidge	DVC (Research)	DVC (Research)	DSI/NRF
10	DSI-NRF CoE in Strong Materials*	Prof. L Cornish	DVC (Research)	DVC (Research)	DSI/NRF
11	Institute for Collider Particle Physics	Prof. B Mellado	Science	Physics	-
12	National Aerospace Centre*	Mr P Haupt	Engineering and the Built Environment	Mech, Indl & Aero Eng	DTI
13	Specialisation Centre for Combustion Engineering	Dr J van Coller	Engineering and the Built Environment	Mech, Ind & Aero Eng	-
14	Sustainable Road Freight Research Group	Prof. F Kienhöfer	Engineering and the Built Environment	Mech, Ind & Aero Eng	-
15	Wits Advanced Drug Delivery Platform*	Prof. V Pillay	Health Sciences	Therapeutic Sciences	ANDI

i. CoE – Centres of Excellence*

ii. DVC – Deputy Vice Chancellor

iii. DSI/NRF – Department of Science and Innovation / National Research Foundation

iv. DTI – Department of Trade and Industry

v. ANDI – African Network for Drugs and Diagnostics Innovation

vi. Mech, Ind & Aero Eng – Mechanical, Industrial and Aeronautical Engineering

Quick Facts

In 2019, the **Actuarial Society of South Africa welcomed 52 new Fellow Actuaries** into the profession, of whom **17 were Wits graduates**. The most from a single university and also the most demographically diverse in South Africa.



Wits hosts the **second African IBM Research Laboratory**, one of 12 such mega-labs across the world.

WITS placed in the top **200 BAND**  and is the **highest-ranked university in South Africa** (According to the 2019 Academic Ranking of World Universities).

Over 90 Rhodes Scholars and 15 Mandela Rhodes Scholars originated from Wits. Only a **limited number** of these coveted scholarships are **awarded to outstanding students** worldwide.



91% of **EMPLOYED** Wits graduates
were employed within **6 months of graduation**
(Wits Graduate Exit Survey 2018/2019).

In **2019**, the Minister of Health, Dr Zweli Mkhize, **appointed** Wits **Professor Jonny Mahlangu** as **Chairperson of the South African Medical Research Council**.



Wits is home to one of the **largest fossil collections** in the **southern hemisphere** and is **internationally recognised** as a **leader in the palaeosciences**. Wits scientists have been contributing to the **palaeosciences** record for **almost a century**.

Wits is home to 4 Nobel Prize winners

1982



Aaron Klug
Nobel Prize in
Chemistry

1993



Nelson Mandela
Nobel Peace Prize

1991



Nadine Gordimer
Nobel Prize in
Literature

2002



Sydney Brenner
Nobel Prize in
Medicine





UNIVERSITY OF THE
WITWATERSRAND,
JOHANNESBURG



Further Information can be obtained from:

The Analytics and Institutional Research Unit

Business Intelligence Services

The University of the Witwatersrand

Private Bag 3, WITS

Johannesburg

2050

Tel: +27 11 717 1464/1173

Email: lerato.makuapane@wits.ac.za or takalani.muloiwa@wits.ac.za

www.wits.ac.za